

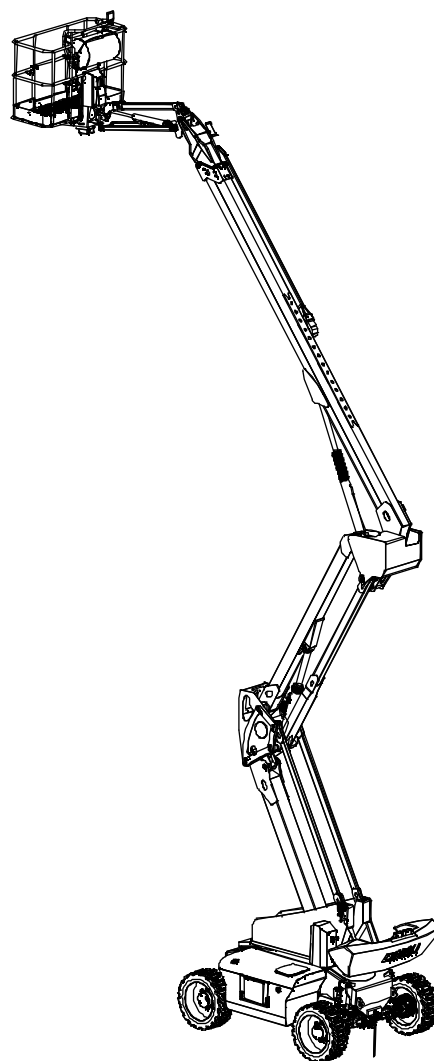
Parts Manual

BA22CRT

BA20CRT

BA18CRT

BA16CRT



Part Number: SM042220115

Version Number: Rev2.0

April 2023 Printing

Version of the Record

Version Number	Create Date
SM042220115_Rev1.0	2023-02
SM042220115_Rev1.1	2023-03
SM042220115_Rev2.0	2023-04

Foreword

We are very appreciated for your interesting with Dingli machine and choosing it for your application. Our priority above all is you can use the machine safely for your application and you can benefit from the Dingli machine mostly. For these reason we hope you can:

1. Comply with employer, job site and local governmental rules.
2. Safeguard your commitment to quality by always using genuine Dingli spare parts. Remember, Dingli cannot accept responsibility for the failure of a separator equipped with non-original spare parts. We guarantee the quality and reliability of our products.
3. All sketch maps of parts shown in this manual are for reference only, it is the practical that counts. This manual includes all the latest information up to the date when it was printed. All responsibilities for the revision and explanation of the manual rest with the Dingli. We also preserve the right to edit the technology characteristic and content of the manual.
4. Anyone who read the manual or used the machine, is encouraged to notify Dingli Machinery Co, Ltd of any errors or send in suggestions for improvement. All communications will be carefully considered for future printings of this and other manuals, certainly if you have any question about the machine, please contact with our team by dialing technical support phone, sending email, or any methods you want, etc. Our contact information as bellow:

If you are in China Mainland, Please contact with:

Zhejiang Dingli Machinery Co.,Ltd. Domestic Office:

Phone: +86 572 8681766
Fax: +86 572 8681700
Email: sales@cndingli.com

If you are out of the China Mainland, Please contact with:

Zhejiang Dingli Machinery Co.,Ltd. International Office:

Phone: +86 572 8681688
Fax: +86 572 8681690
Email: export@cndingli.com

Table of Contents

Section 1 Chassis

1-1	Axle Installations (2WS)	2
1-2	Axle Installations (4WS)	4
1-3	Axle Lockout Cylinder Installations	6
1-4	Tire and Wheel Installations	8
1-5	Slew Drive Assembly Installations	10
1-6	Chassis Components	12
1-7	Front Axle Accessory	14
1-8	Chassis Manifold (2WS)	16
1-9	Chassis Manifold (4WS)	18
1-10	Module Installations	20
1-11	Engine Module Assembly 1	22
1-12	Engine Module Assembly 2	24
1-13	Power Switch Installations	26
1-14	Engine Assembly	28
1-15	Engine Cooling System Installations 1	30
1-16	Engine Cooling System Installations 2	32
1-17	Engine Cooling System Installations 3	34
1-18	Engine and Pump Installations	36
1-19	Engine Fuel System Installations	39
1-20	Engine Suction System Installations	41
1-21	Engine Exhaust System Installations	43
1-22	Hydraulic Module Assembly 1	45
1-23	Hydraulic Module Assembly 2	48
1-24	Ground Control Box Assembly	50
1-25	Chassis Clamp Installations 1	52
1-26	Chassis Clamp Installations 2	54

Section 2 Turntable

2-1	Turntable Accessories Installations 1	57
2-2	Turntable Accessories Installations 2	59
2-3	PVG Valve Block	61
2-4	Counterweight Installations (BA22CRT, BA20CRT)	64
2-5	Counterweight Installations (BA18CRT, BA16CRT)	66

Section 3 Boom

3-1 Crank Arm 1 Installations.....	69
3-2 Rod, Connection 1 Installations	71
3-3 Crank Arm 2 Installations.....	73
3-4 Rod, Connection 2 Installations	75
3-5 Link, Timing Installations	77
3-6 Lower Lifting Cylinder Assembly Installations	79
3-7 Telescopic Boom.....	81
3-8 Base Boom Sliding Block Installations	83
3-9 Boom Shield Installations	85
3-10 Second Boom Sliding Block Installations	87
3-11 Telescope Cylinder Assembly Installations.....	89
3-12 Carrier System Installations.....	91
3-13 Base Boom Accessories Installations 1	94
3-14 Base Boom Accessories Installations 2	96
3-15 Upper Lifting Cylinder Assembly Installations	98
3-16 JIB Leveling Cylinder Assembly Installations	100
3-17 Telescopic Boom and Articulating JIB Installations.....	102
3-18 Articulating JIB Installations.....	104
3-19 Rotate Cylinder Assembly Installations	106
3-20 Articulating JIB Valve Block Installations.....	109
3-21 Directional Valve Assembly	111
3-22 Directional Valve Assembly	113

Section 4 Platform

4-1 Platform Installations	116
4-2 Platform Assembly	118
4-3 Gate Assembly.....	120
4-4 Lift Guard Contact Alarm	122

Section 5 Cylinder

5-1 Left Axle Lockout Cylinder Assembly	125
5-2 Right Axle Lockout Cylinder Assembly.....	127
5-3 Lower Lifting Cylinder Assembly	129
5-4 Upper Lifting Cylinder Assembly	131
5-5 Telescope Cylinder Assembly	133
5-6 JIB Leveling Cylinder Assembly.....	135
5-7 JIB Lifting Cylinder Assembly	137

Section 6 Hydraulic System

6-1 Chassis Circuit 1	140
6-2 Chassis Circuit 2 (2WS)	144
6-3 Chassis Circuit 2 (4WS)	146
6-4 Turntable Circuit	148
6-5 JIB Circuit	152

Section 7 Electrical System

7-1 Electrical Harness	155
7-2 Electrical Installations	158
7-3 Power Distribution Module	160
7-4 Ground Control Panel Assembly	162
7-5 Platform Control Box Assembly	164

Section 8 Decals

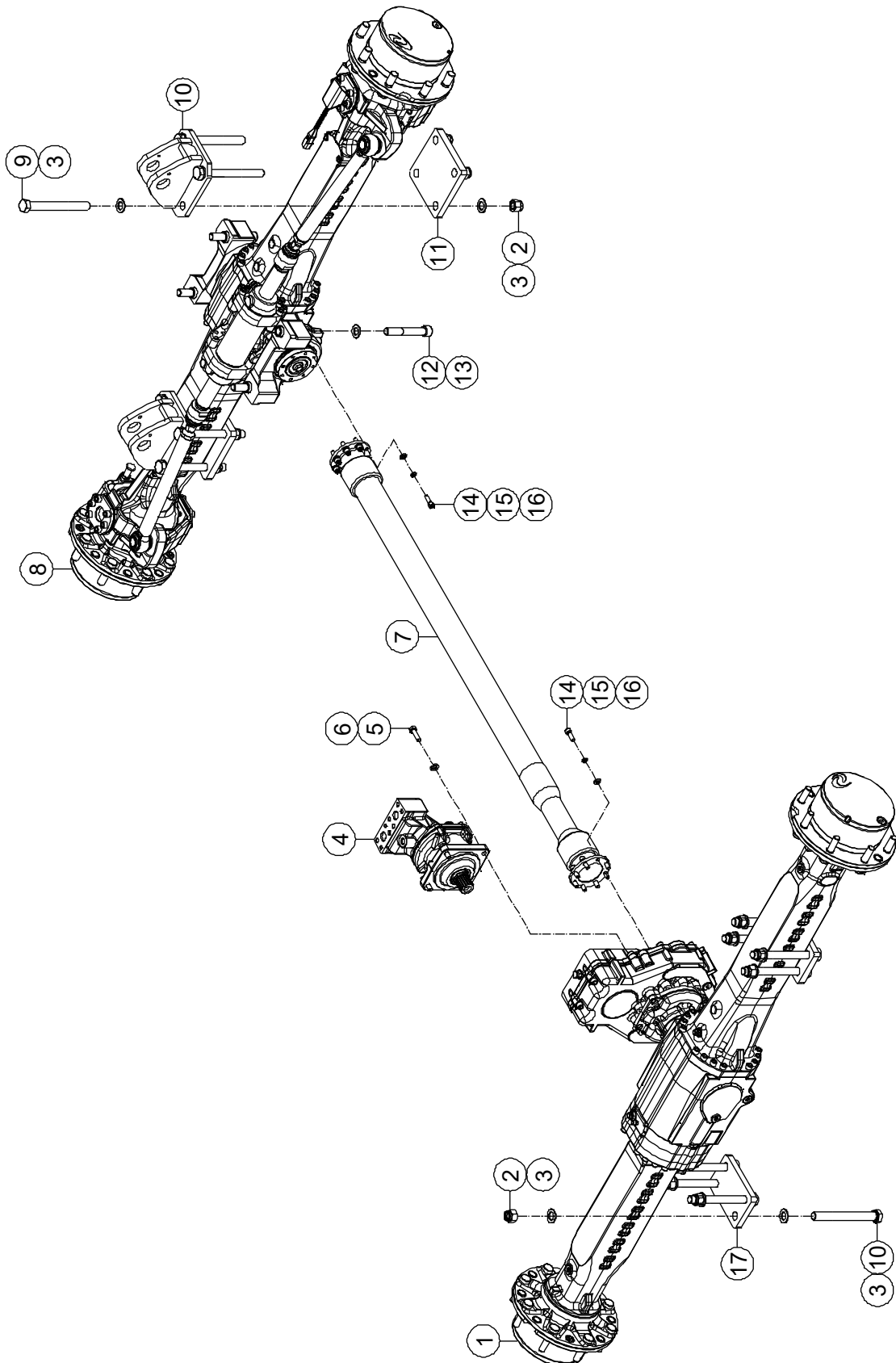
8-1 Decals Installations	168
--------------------------------	-----

Section 9 Special Options

9-1 Ground Control Box Housing Installations	175
9-2 Alarm Installations	177
9-3 GPS Module Installations	179
9-4 Boom Shield Installations	181
9-5 Platform Accessories 1	183
9-6 Platform Accessories 2	185
9-7 Platform Accessories 3	187
9-8 Lift Guard Contact Alarm	189
9-9 Anti-collision Device Installations	191

Section 1 Chassis

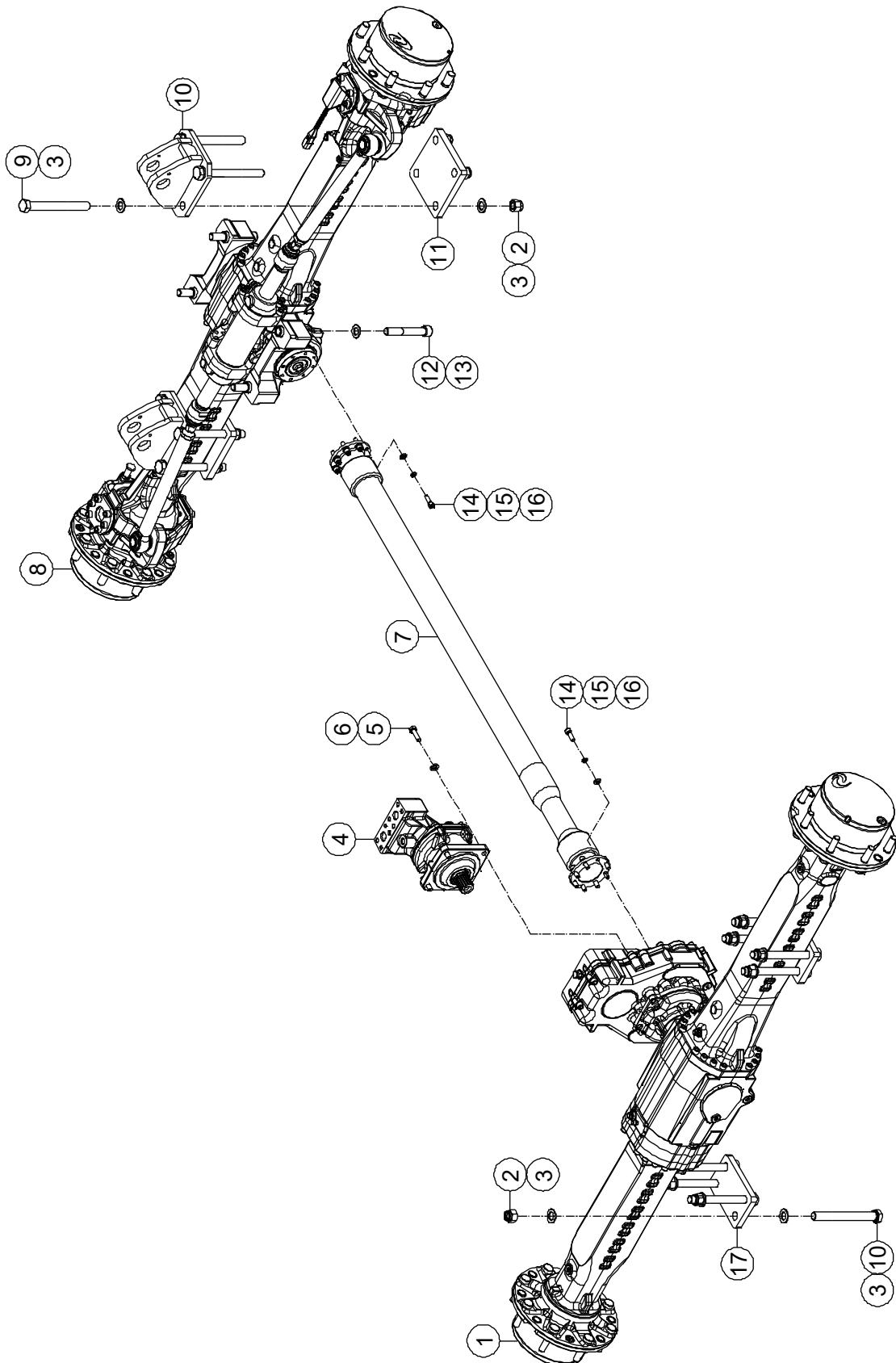
1-1 Axle Installations (2WS)



1-1 Axle Installations (2WS)

Item	Part Number	Description	Qty.	Remark
1	00009646	Rear Axle Assembly	1	
2	00004487	Nut GB/T 6182 M22	16	
3	00002550	Flat Washer GB/T 97.1 22	32	
4	92046502	Drive Motor Assembly	1	
5	00001055	Bolt GB/T 5783 M12 × 40	4	
6	00000814	Flat Washer GB/T 97.1 12	4	
7	92100873	Propeller Shaft	1	
8	00008669	Front Axle Assembly	1	
9	00006812	Bolt GB/T 5782 M22 × 210	16	
10	90031650	Seat, Axle Lockout Cylinder Assembly	2	
11	90031656	Bracket, Link	2	
12	00008695	Screw GB/T 70 M20 × 130	4	
13	00001050	Flat Washer GB/T 97.1 20	4	
14	00001059	Screw GB/T 70 M10 × 30	16	
15	00000679	Spring Washer GB/T 93 10	16	
16	00000615	Flat Washer GB/T 97.1 10	16	
17	90031649	Bracket, Link	2	

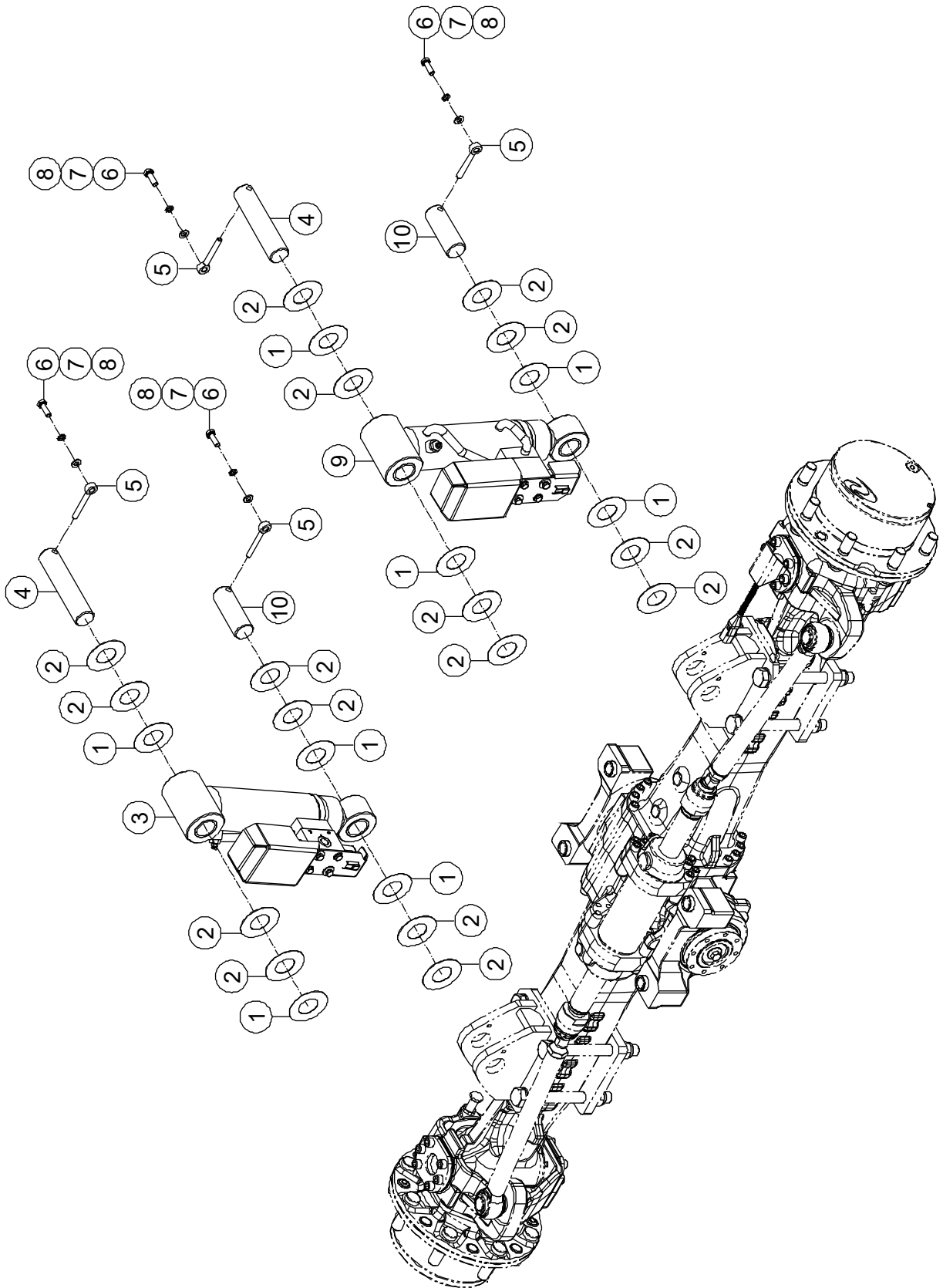
1-2 Axle Installations (4WS)



1-2 Axle Installations (4WS)

Item	Part Number	Description	Qty.	Remark
1	00009650	Rear Axle Assembly	1	
2	00004487	Nut GB/T 6182 M22	16	
3	00002550	Flat Washer GB/T 97.1 22	32	
4	92046502	Drive Motor Assembly	1	
5	00001055	Bolt GB/T 5783 M12 × 40	4	
6	00000814	Flat Washer GB/T 97.1 12	4	
7	92100873	Propeller Shaft	1	
8	00008669	Front Axle Assembly	1	
9	00006812	Bolt GB/T 5782 M22 × 210	16	
10	90031650	Seat, Axle Lockout Cylinder Assembly	2	
11	90031656	Bracket, Link	2	
12	00008695	Screw GB/T 70 M20 × 130	4	
13	00001050	Flat Washer GB/T 97.1 20	4	
14	00001059	Screw GB/T 70 M10 × 30	16	
15	00000679	Spring Washer GB/T 93 10	16	
16	00000615	Flat Washer GB/T 97.1 10	16	
17	90031649	Bracket, Link	2	

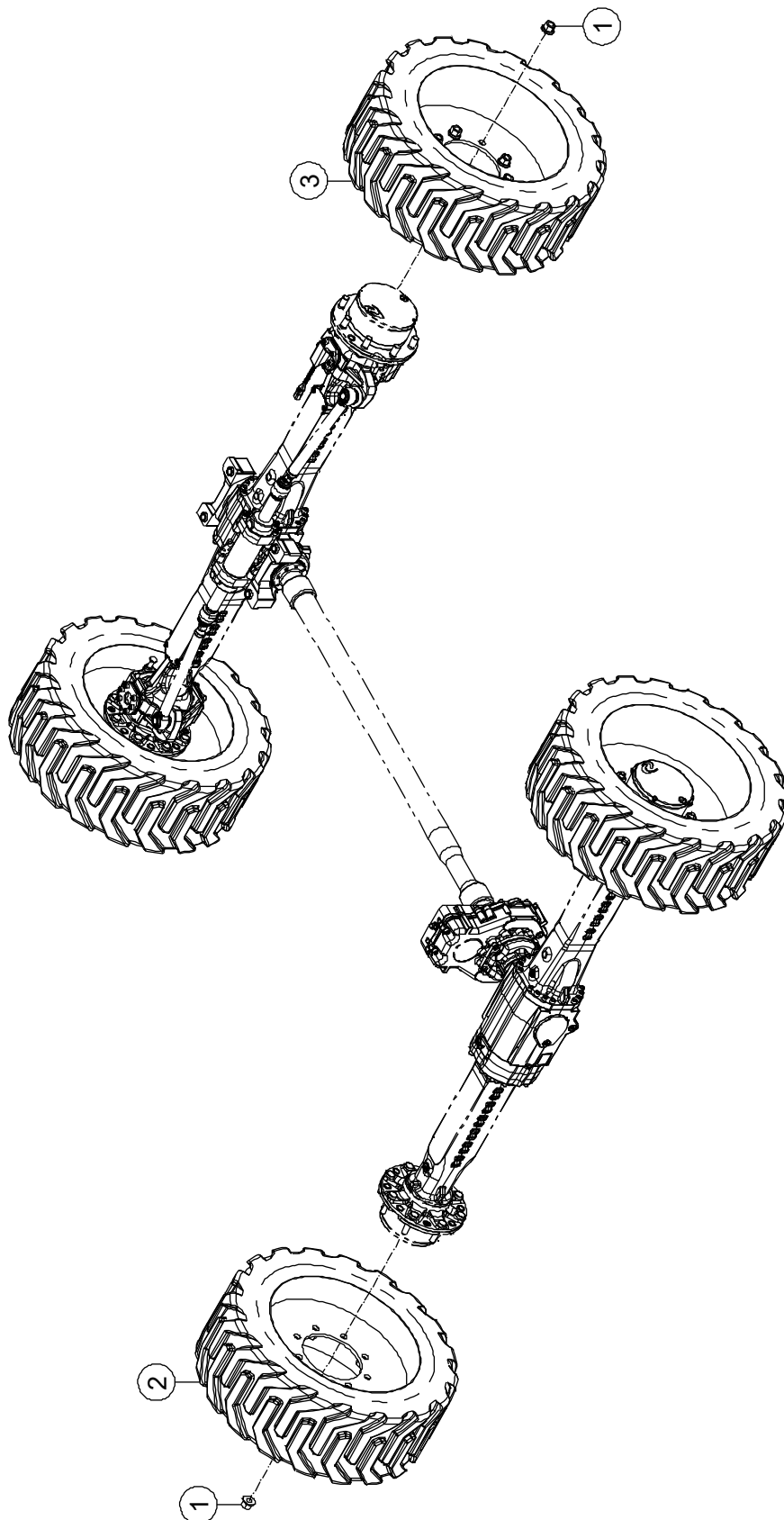
1-3 Axle Lockout Cylinder Installations



1-3 Axle Lockout Cylinder Installations

Item	Part Number	Description	Qty.	Remark
1	90029460	Shim	8	
2	90029459	Shim	16	
3		Left Axle Lockout Cylinder Assembly (Refer to 5-1)	1	
4	90029458	Pin, Pivot	2	
5	00000220	8902-10080 Pin, Lock	4	
6	00000683	Bolt GB/T 5783 M10 × 30	4	
7	00000679	Spring Washer GB/T 93 10	4	
8	00000615	Flat Washer GB/T 97.1 10	4	
9		Right Axle Lockout Cylinder Assembly (Refer to 5-2)	1	
10	90029120	Pin, Pivot	2	

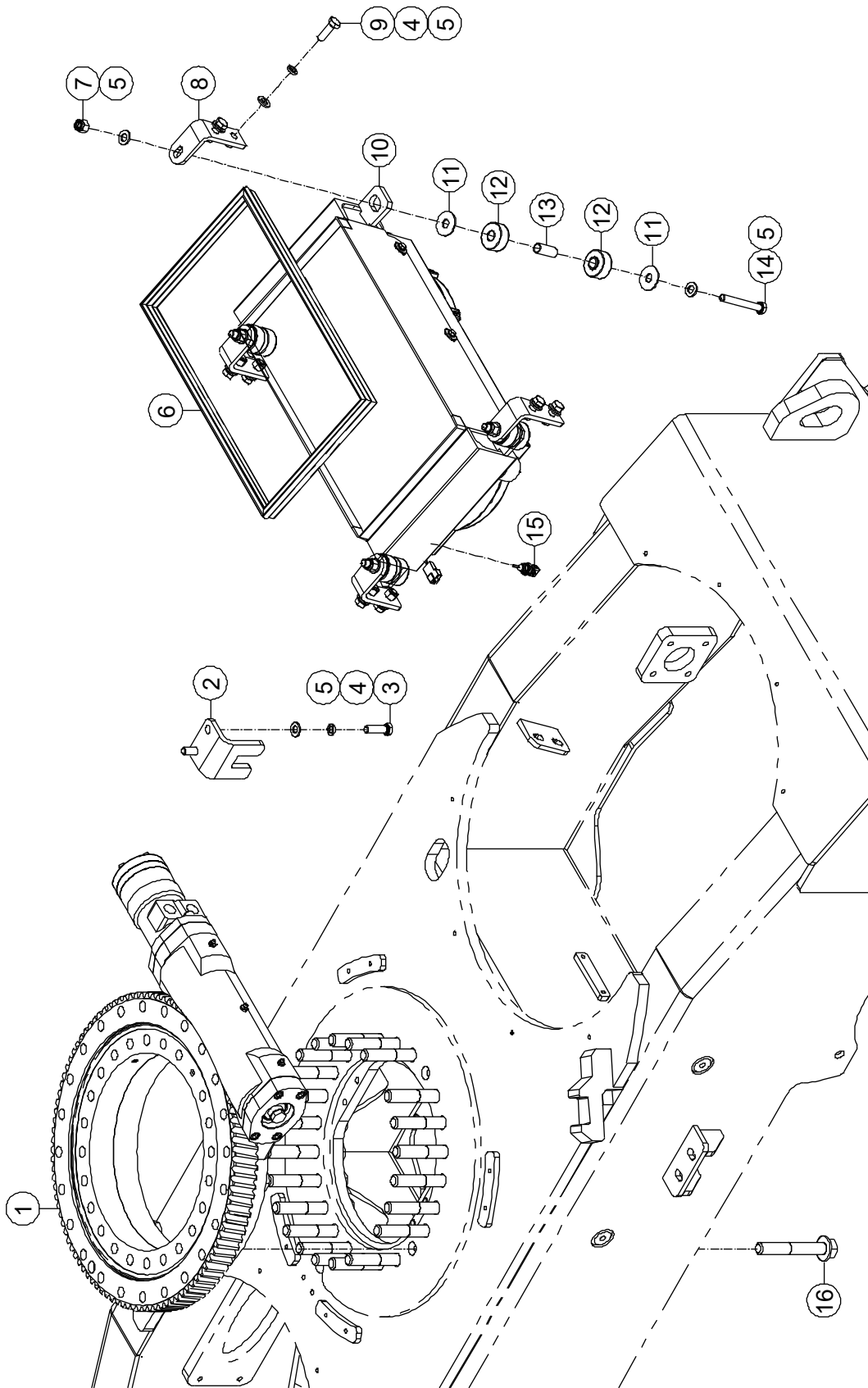
1-4 Tire and Wheel Installations



1-4 Tire and Wheel Installations

Item	Part Number	Description	Qty.	Remark
1	00002650	Nut M22×1.5	32	
2	90031602	Tire and Wheel Assembly (Left Side)	2	
3	90031601	Tire and Wheel Assembly (Right Side)	2	

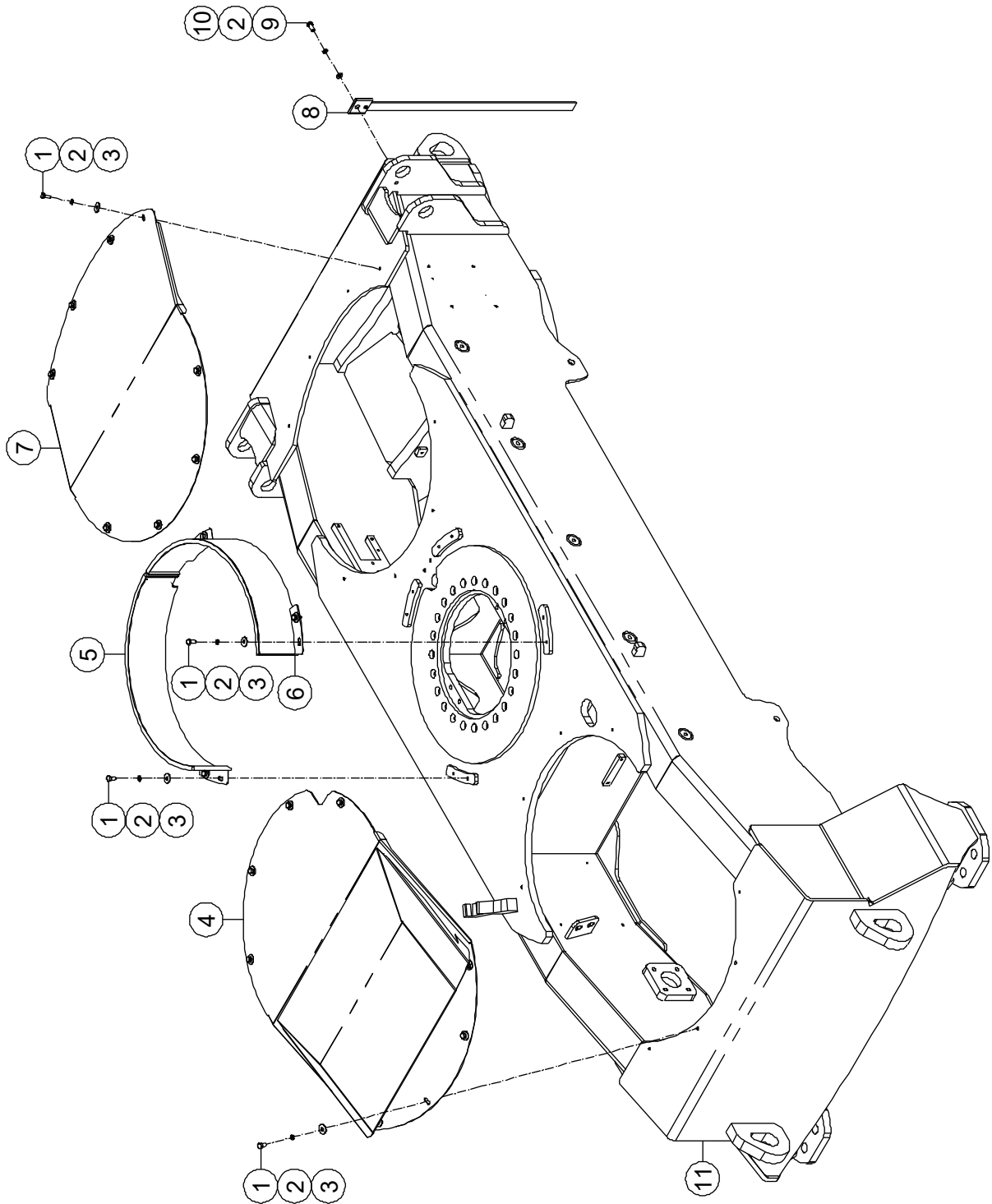
1-5 Slew Drive Assembly Installations



1-5 Slew Drive Assembly Installations

Item	Part Number	Description	Qty.	Remark
1	00010360	Slew Drive Assembly	1	
2	50007642	Plate	2	
3	00001055	Bolt GB/T 5783 M12 × 40	4	
4	00000815	Spring Washer GB/T 93 12	12	
5	00000814	Flat Washer GB/T 97.1 12	20	
6	92049292	Seal	1	
7	00001249	Nut GB/T 6182 M12	4	
8	92049291	Support	4	
9	00002046	Bolt GB/T 5783 M12 × 35	8	
10	92047752	Radiator	1	
11	90011240	Washer	8	
12	90011239	Rubber Ring	8	
13	90011145	Spacer	4	
14	00001300	Bolt GB/T 5782 M12 × 90	4	
15	92049294	Temperature Sensor	1	
16	00010361	Bolt GB/T 5789 M20 × 130	23	

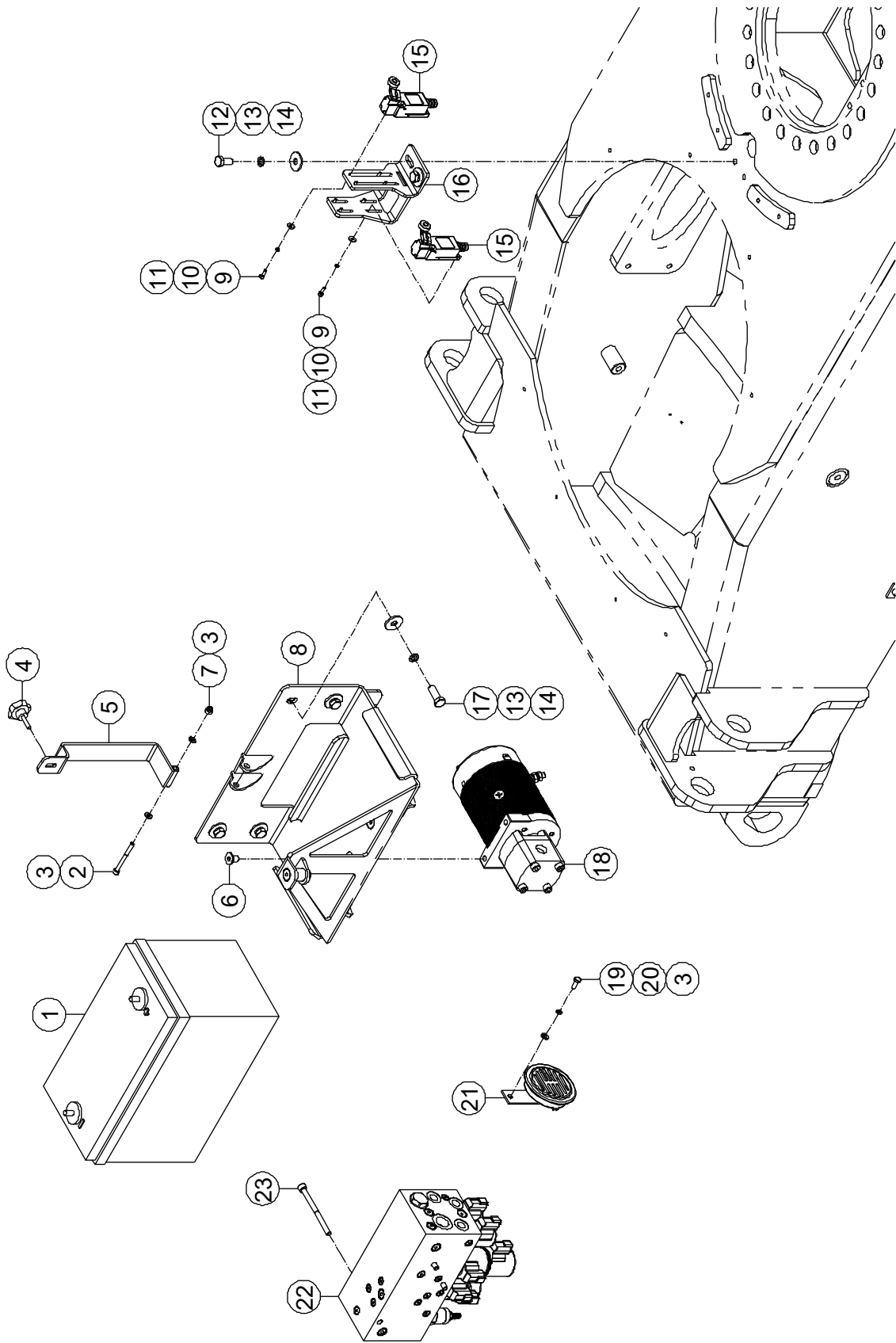
1-6 Chassis Components



1-6 Chassis Components

Item	Part Number	Description	Qty.	Remark
1	00001063	Bolt GB/T 5783 M8 × 16	24	
2	00000609	Spring Washer GB/T 93 8	25	
3	00002000	Flat Washer GB/T 96.1 8	24	
4	50008866	Cover	1	
5	50008683	Housing	1	
6	50008678	Housing	1	
7	50008862	Cover	1	
8	00000669	Ground Strap	1	
9	00000875	Bolt GB/T 5783 M8 × 20	1	
10	00000608	Flat Washer GB/T 97.1 8	1	
11	50008888	Chassis	1	

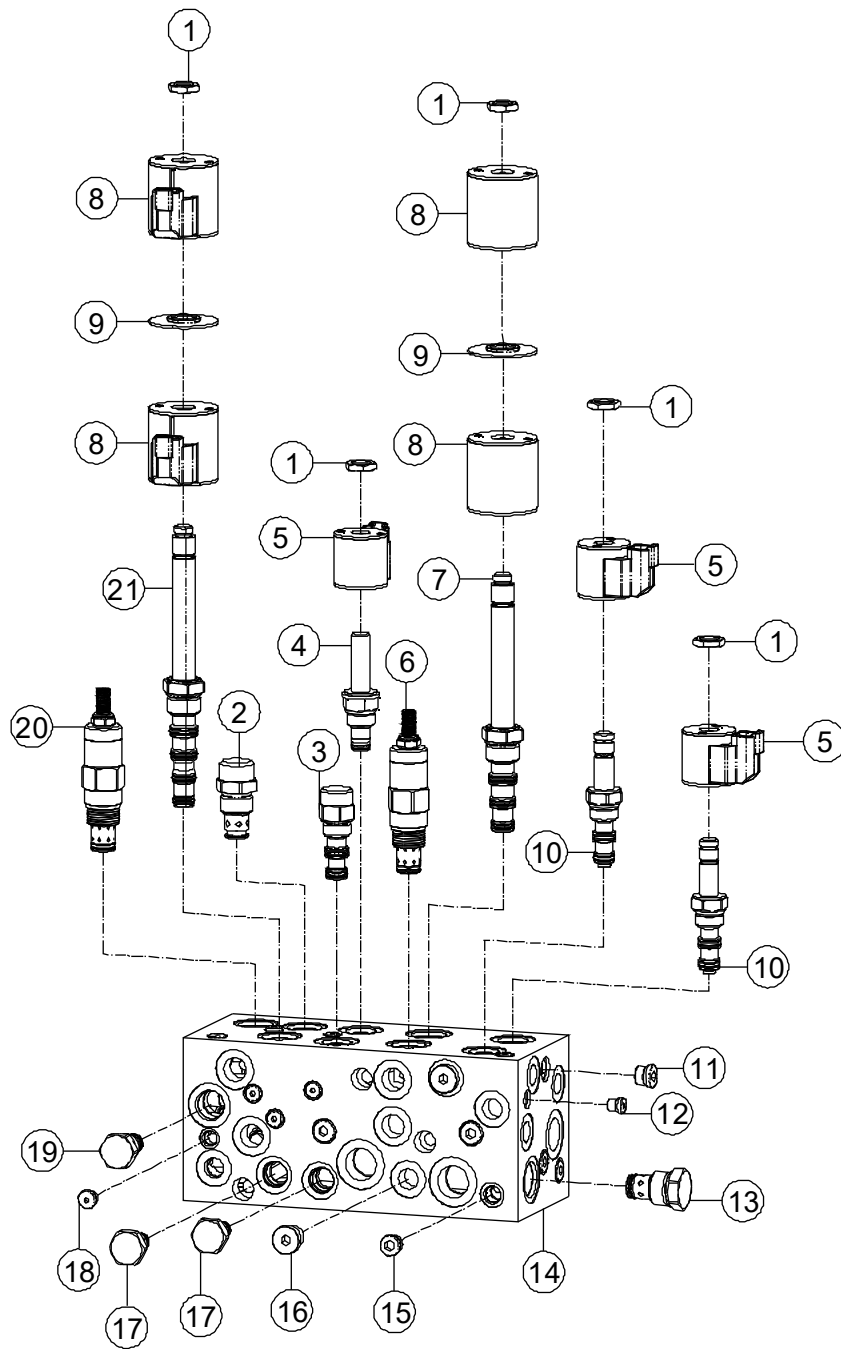
1-7 Front Axle Accessory



1-7 Front Axle Accessory

Item	Part Number	Description	Qty.	Remark
1	00004485	Battery	1	
2	00006392	Screw GB/T 70 M6 × 60	1	
3	00000620	Flat Washer GB/T 97.1 6	3	
4	92009577	Bolt	1	
5	92049239	Retainer	1	
6	00000844	Screw GB/T 70.3 M10×16	2	
7	00001033	Nut GB/T 6182 M6	1	
8	92058013	Support	1	
9	00001054	Screw GB/T 70 M4 × 12	8	
10	00000779	Spring Washer GB/T 93 4	8	
11	00003610	Flat Washer GB/T 96.1 4	8	
12	00000674	Bolt GB/T 5783 M10 × 20	2	
13	00000679	Spring Washer GB/T 93 10	6	
14	00001028	Flat Washer GB/T 96.1 10	6	
15	00000748	Switch, Limit	2	
16	50008814	Support	1	
17	00000683	Bolt GB/T 5783 M10 × 30	4	
18	00006580	Emergency Pump Assembly	1	
--	00006954	Motor	1	
--	00006955	Pump	1	
19	00000818	Bolt GB/T 5783 M6 × 16	1	
20	00000621	Spring Washer GB/T 93 6	1	
21	00002212	Horn	1	
22	00010218	Chassis Manifold (Refer to 1-8)	1	2WS
	00010546	Chassis Manifold (Refer to 1-9)	1	4WS
23	00002497	Screw GB/T 70 M8 × 100	3	

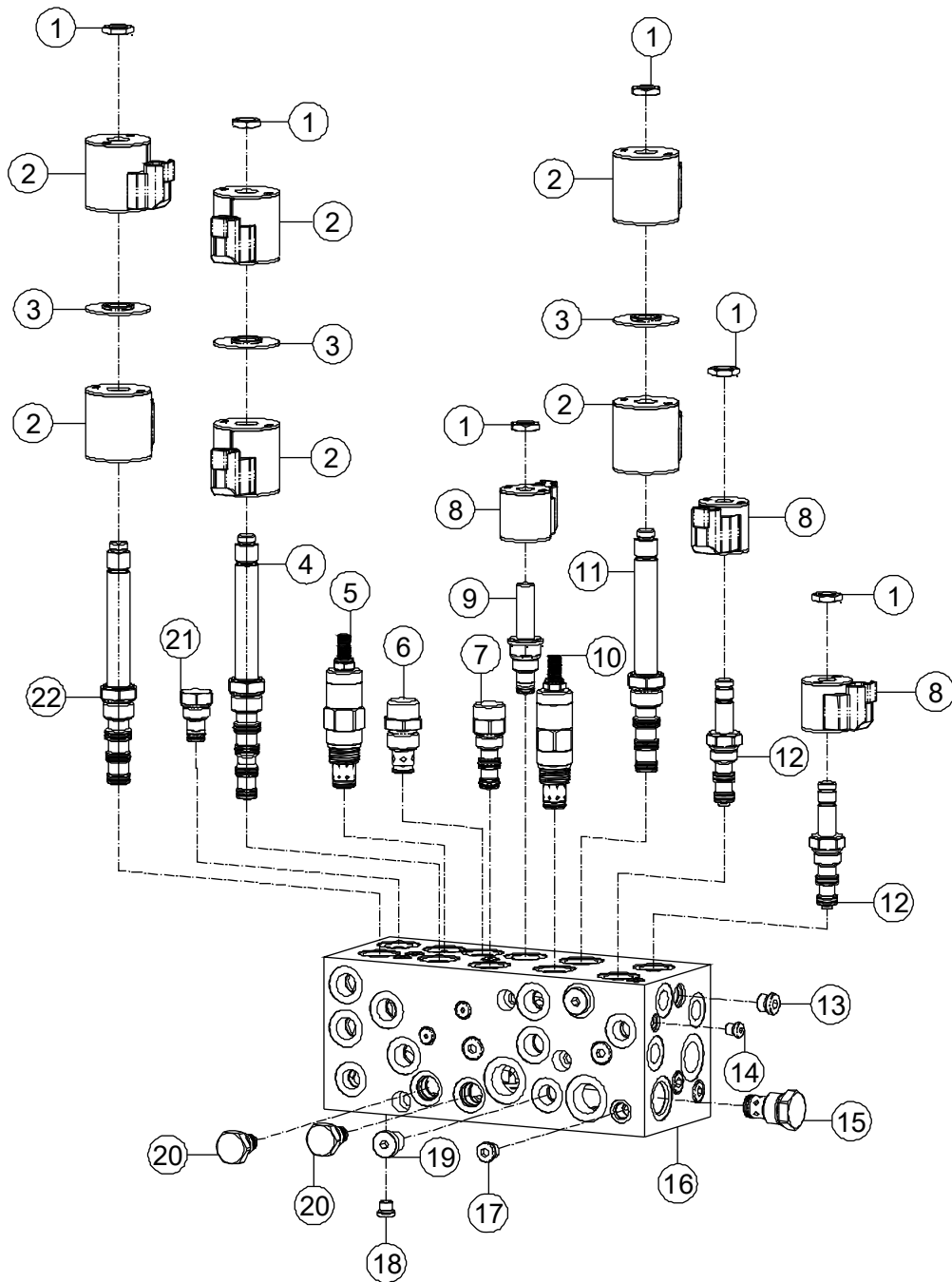
1-8 Chassis Manifold (2WS)



1-8 Chassis Manifold (2WS)

Item	Part Number	Description	Qty.	Remark
1	00003017	Nut	5	
2	00010777	Cartridge, Flow Control Valve	1	
3	00010776	Cartridge, Flow Control Valve	1	
4	00003697	Cartridge, Solenoid Valve	1	
5	00004091	Coil	3	
6	00010533	Cartridge, Relief Valve	1	
7	00004243	Cartridge, Solenoid Valve	1	
8	00006762	Coil	4	
9	00006763	Spacer	2	
10	00004550	Cartridge, Solenoid Valve	2	
11	00004383	Plug	4	
12	00002999	Plug	18	
13	00003998	Cartridge, Check Valve	1	
14	00010773	Body	1	
15	00002998	Plug	8	
16	00001073	Plug	2	
17	00010779	Cartridge, Check Valve	2	
18	00002997	Plug	4	
19	10000404	Cartridge, Check Valve	1	
20	00010780	Cartridge, Relief Valve	1	
21	00010778	Cartridge, Solenoid Valve	1	

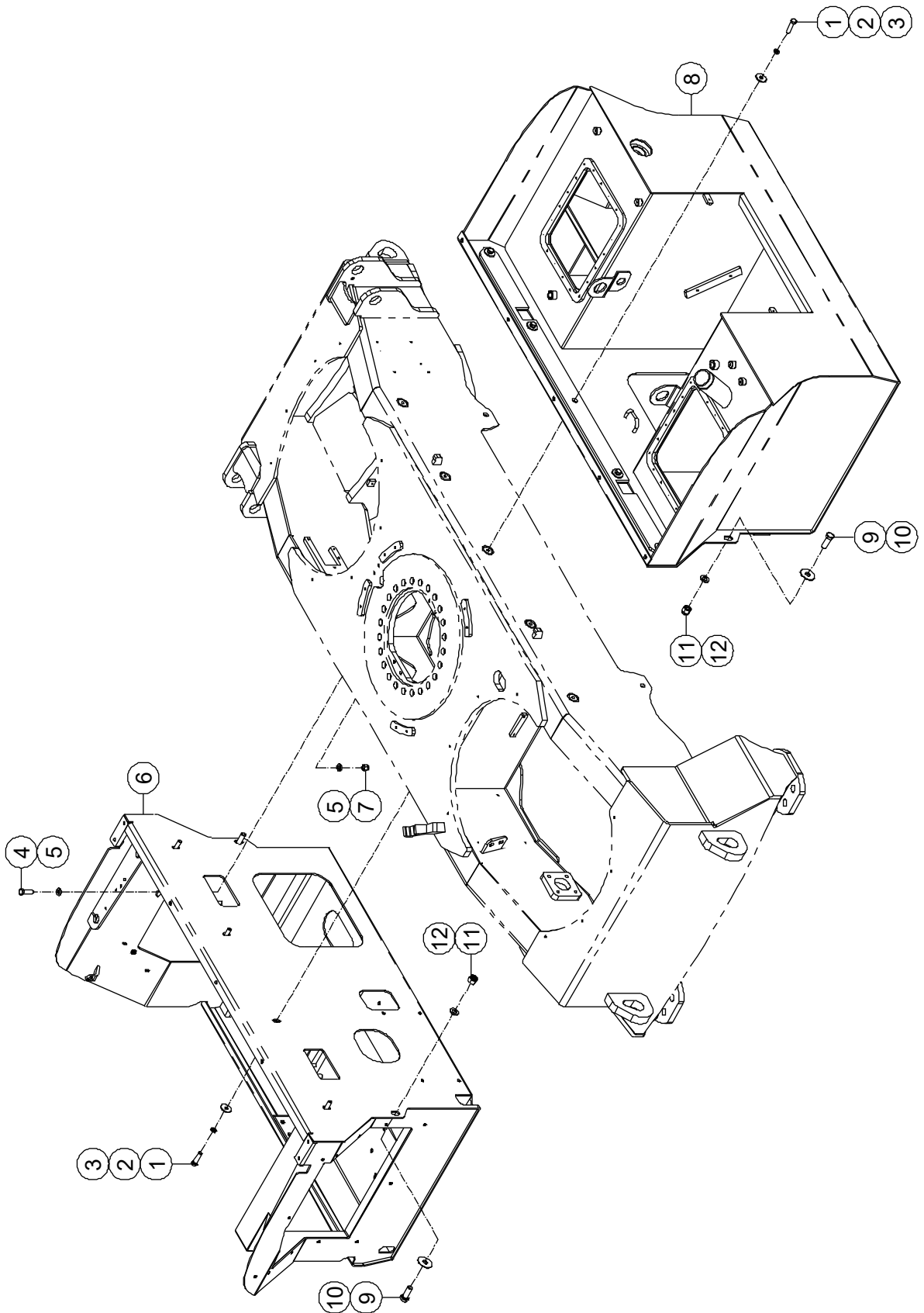
1-9 Chassis Manifold (4WS)



1-9 Chassis Manifold (4WS)

Item	Part Number	Description	Qty.	Remark
1	00003017	Nut	6	
2	00006762	Coil	6	
3	00006763	Spacer	3	
4	00010778	Cartridge, Solenoid Valve	1	
5	00010780	Cartridge, Relief Valve	1	
6	00010777	Cartridge, Flow Control Valve	1	
7	00010776	Cartridge, Flow Control Valve	1	
8	00004091	Coil	3	
9	00003697	Cartridge, Solenoid Valve	1	
10	00010533	Cartridge, Relief Valve	1	
11	00004243	Cartridge, Solenoid Valve	1	
12	00004550	Cartridge, Solenoid Valve	2	
13	00004383	Plug	4	
14	00002999	Plug	18	
15	00003998	Cartridge, Check Valve	1	
16	00011211	Body	1	
17	00002998	Plug	7	
18	00002997	Plug	2	
19	00001073	Plug	2	
20	00010779	Cartridge, Check Valve	2	
21	10000404	Cartridge, Check Valve	1	
22	00011210	Cartridge, Solenoid Valve	1	

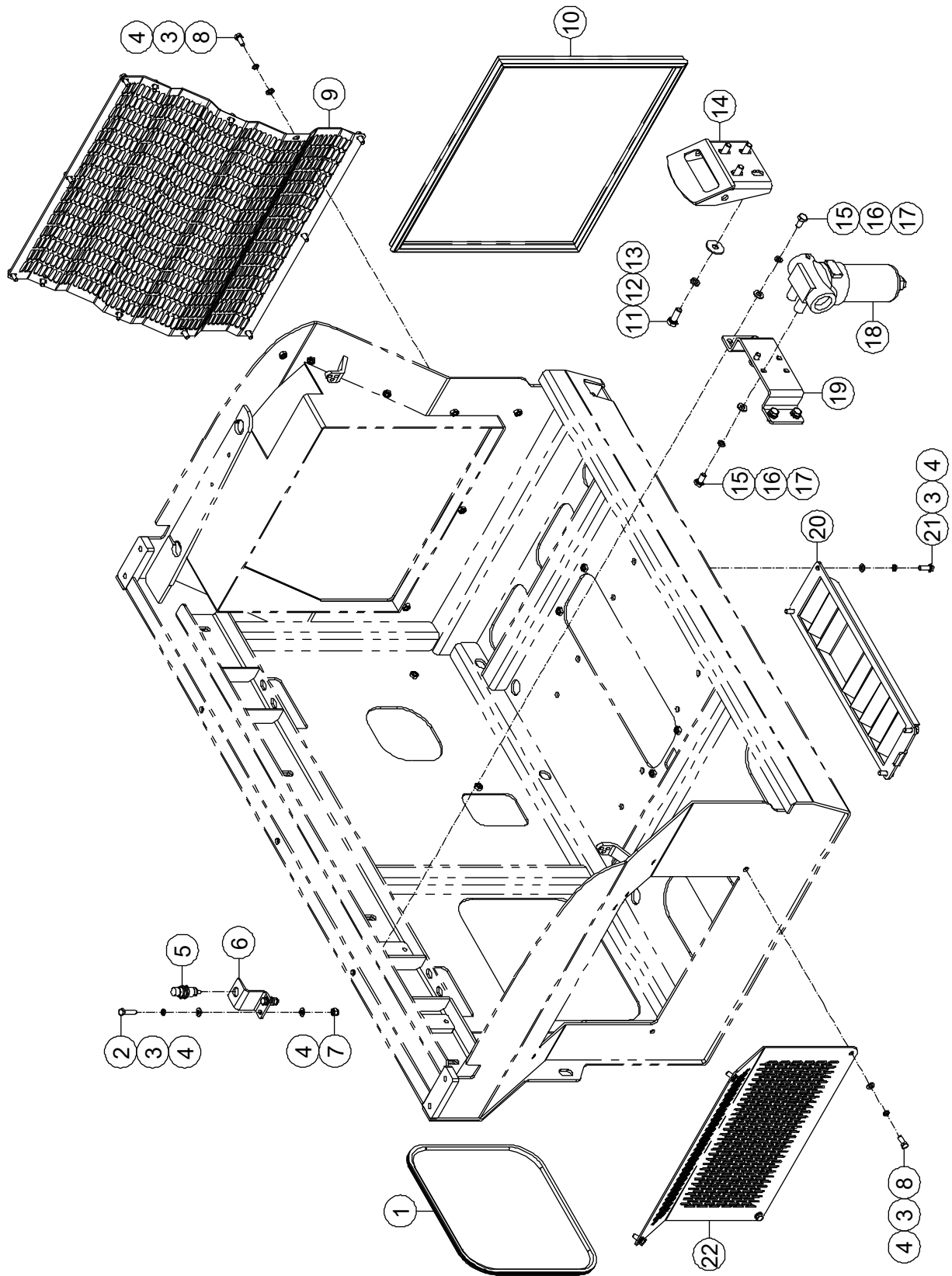
1-10 Module Installations



1-10 Module Installations

Item	Part Number	Description	Qty.	Remark
1	00002452	Bolt GB/T 5783 M12 × 45	9	
2	00000815	Spring Washer GB/T 93 12	9	
3	00002601	Flat Washer GB/T 96.1 12	9	
4	00001055	Bolt GB/T 5783 M12 × 40	4	
5	00000814	Flat Washer GB/T 97.1 12	8	
6	50007610	Engine Module	1	
7	00001249	Nut GB/T 6182 M12	4	
8	50007634	Tank Module	1	
9	00001057	Bolt GB/T 5783 M16 × 45	4	
10	00003071	Flat Washer GB/T 96.1 16	4	
11	00001257	Nut GB/T 6182 M16	4	
12	00000997	Flat Washer GB/T 97.1 16	4	

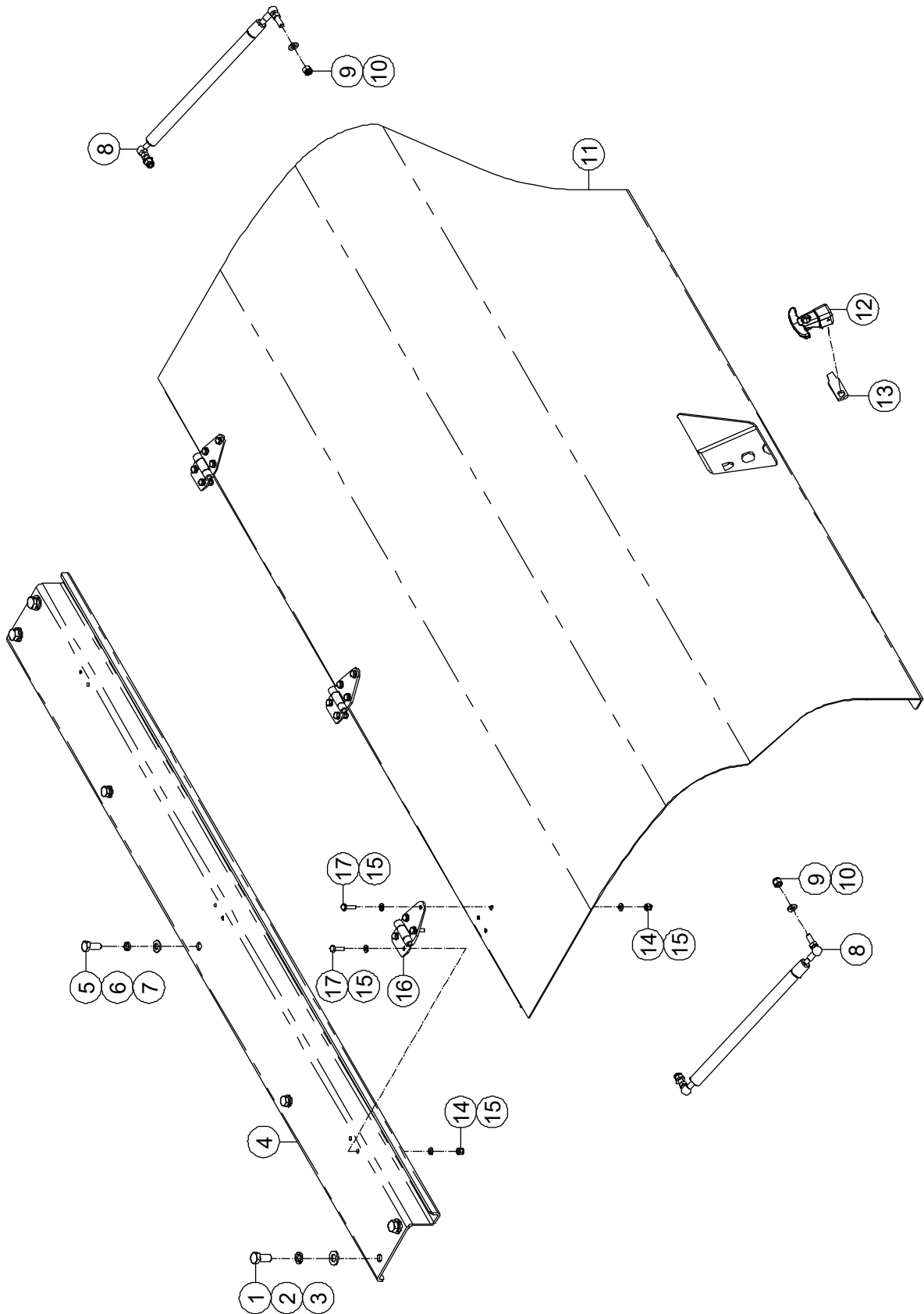
1-11 Engine Module Assembly 1



1-11 Engine Module Assembly 1

Item	Part Number	Description	Qty.	Remark
1	92049057	Seal	1	
2	00000995	Bolt GB/T 5783 M8 × 30	2	
3	00000609	Spring Washer GB/T 93 8	22	
4	00000608	Flat Washer GB/T 97.1 8	24	
5	00007341	Switch, Limit	1	
6	50000516	Support	1	
7	00001163	Nut GB/T 6182 M8	2	
8	00000875	Bolt GB/T 5783 M8 × 20	16	
9	50007678	Housing	1	
10	50007599	Seal	1	
11	00002059	Bolt GB/T 5783 M12 × 30	4	
12	00000815	Spring Washer GB/T 93 12	4	
13	00002601	Flat Washer GB/T 96.1 12	4	
14	92029257	Striker	1	
15	00000674	Bolt GB/T 5783 M10 × 20	6	
16	00000679	Spring Washer GB/T 93 10	6	
17	00000615	Flat Washer GB/T 97.1 10	6	
18	00001870	Charge Filter Assembly	1	
19	50007628	Support	1	
20	50007602	Cover	1	
21	00000993	Bolt GB/T 5783 M8 × 25	4	
22	92048934	Housing	1	

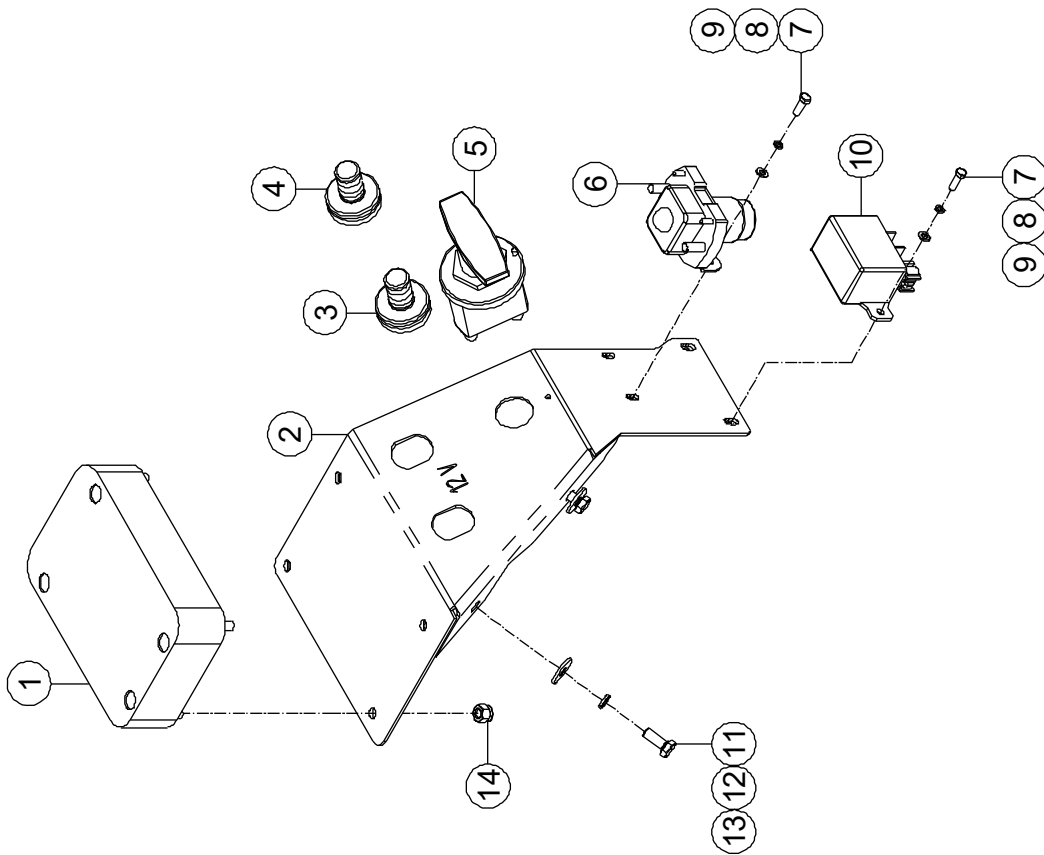
1-12 Engine Module Assembly 2



1-12 Engine Module Assembly 2

Item	Part Number	Description	Qty.	Remark
1	00000816	Bolt GB/T 5783 M12 × 25	4	
2	00000815	Spring Washer GB/T 93 12	4	
3	00000814	Flat Washer GB/T 97.1 12	4	
4	50007598	Cover	1	
5	00000678	Bolt GB/T 5783 M10 × 25	3	
6	00000679	Spring Washer GB/T 93 10	3	
7	00000615	Flat Washer GB/T 97.1 10	3	
8	90029265	Spring, Gas	2	
9	00001163	Nut GB/T 6182 M8	4	
10	00000608	Flat Washer GB/T 97.1 8	4	
11	50007607	Door, Engine Module	1	
12	90008236	Lock	1	
13	90018381	Cam	1	
14	00001033	Nut GB/T 6182 M6	15	
15	00000620	Flat Washer GB/T 97.1 6	30	
16	92000359	Hinge	3	
17	00000743	Bolt GB/T 5783 M6 × 20	15	

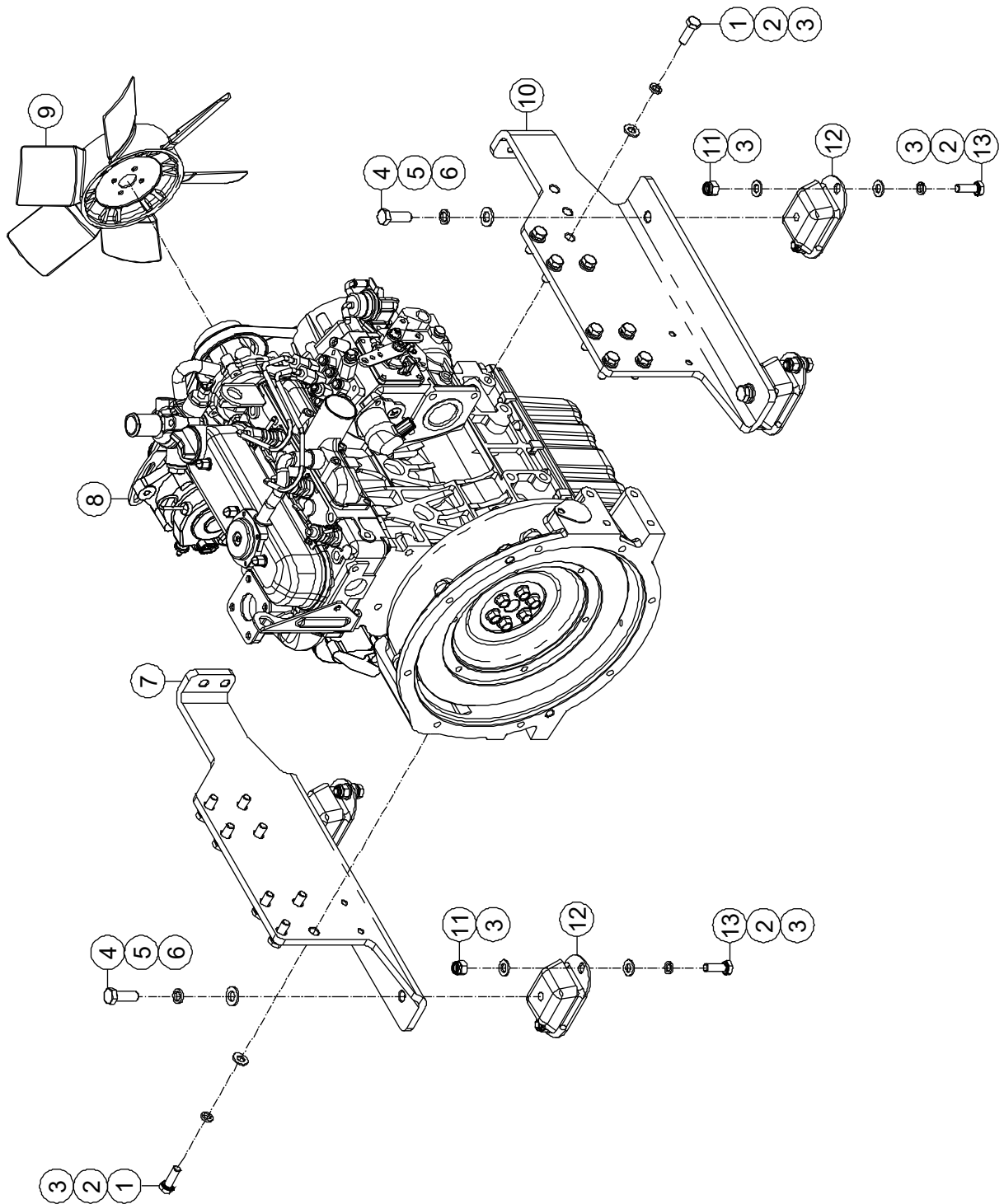
1-13 Power Switch Installations



1-13 Power Switch Installations

Item	Part Number	Description	Qty.	Remark
1	92049380	Fuse Box	1	
--	00006958	Fuse Kit	1	
2	92048846	Bracket	1	
3	92019709	Jump Start Battery Feed Stud, Negative	1	
4	92019710	Jump Start Battery Feed Stud, Positive	1	
5	92049050	Power Switch	1	
6	00002205	DC Contactor	1	
7	00003949	Bolt GB/T 5783 M5 × 16	4	
8	00000606	Spring Washer GB/T 93 5	4	
9	00000605	Flat Washer GB/T 97.1 5	4	
10	00002918	Contactor, Preheat	1	
11	00000875	Bolt GB/T 5783 M8 × 20	2	
12	00000609	Spring Washer GB/T 93 8	1	
13	00002000	Flat Washer GB/T 96.1 8	2	
14	00001163	Nut GB/T 6182 M8	4	

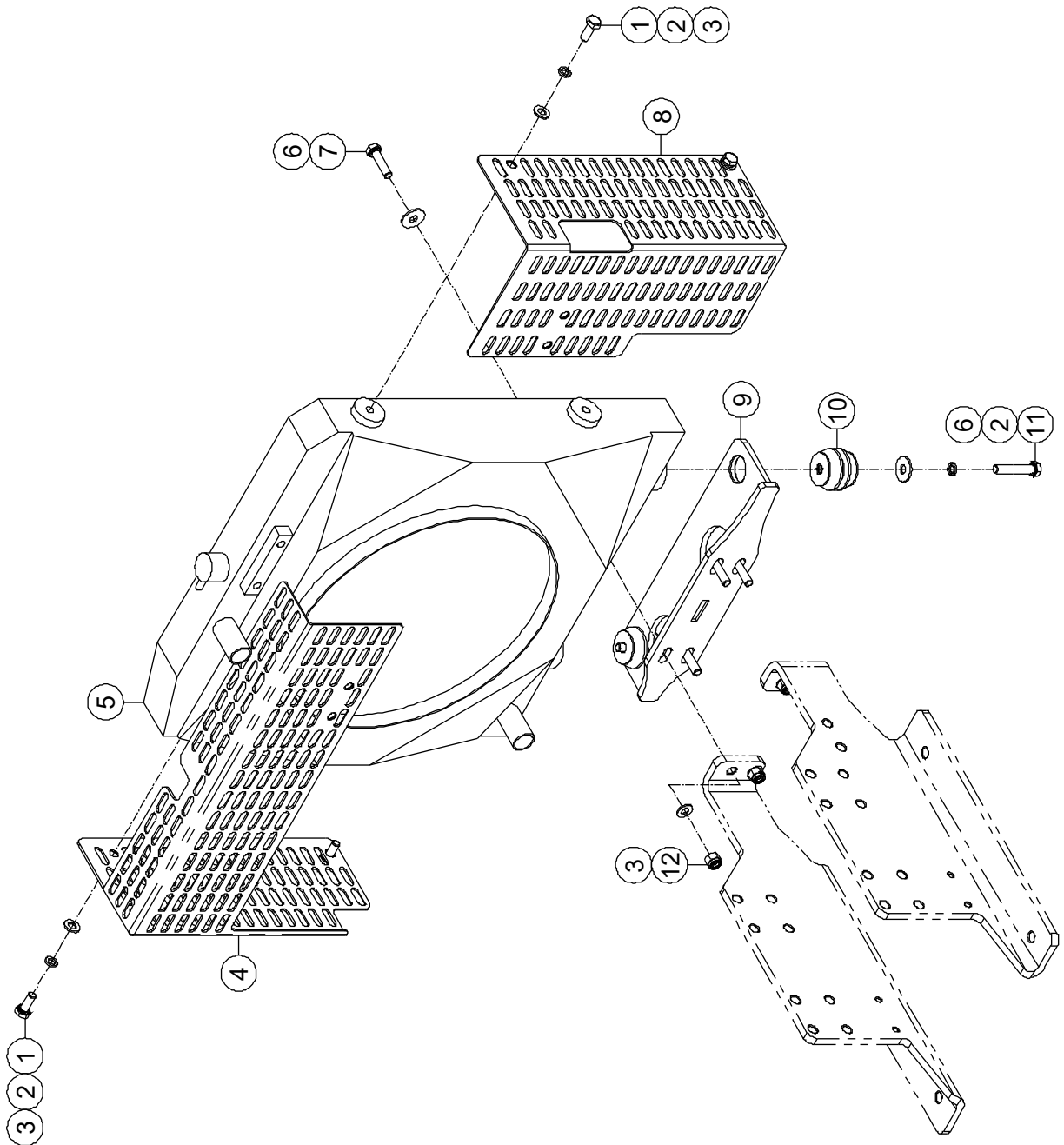
1-14 Engine Assembly



1-14 Engine Assembly

Item	Part Number	Description	Qty.	Remark
1	00005700	Bolt GB/T 5786 M10×1.25 × 30	16	
2	00000679	Spring Washer GB/T 93 10	24	
3	00000615	Flat Washer GB/T 97.1 10	32	
4	00002046	Bolt GB/T 5783 M12 × 35	4	
5	00000815	Spring Washer GB/T 93 12	4	
6	00000814	Flat Washer GB/T 97.1 12	4	
7	10002714	Engine Bracket	1	
8	10002785	Engine	1	
--	10002787	Alternator	1	
--	10002788	Starter Motor	1	
--	10002789	Filter Element, Oil Filter	1	
--	10002790	V-Belt	1	
--	10002530	Washer	1	
--	00004714	Coil	1	
--	00004715	Oil Pressure Switch	1	
--	00004716	Coolant Temperature Switch	1	
--	00010126	Pump	1	
--	00010127	Rectifier	1	
9	00010750	Fan	1	
10	10002715	Engine Bracket	1	
11	00000623	Nut GB/T 6182 M10	8	
12	00002162	Rubber Mounting	4	
13	00000683	Bolt GB/T 5783 M10 × 30	8	

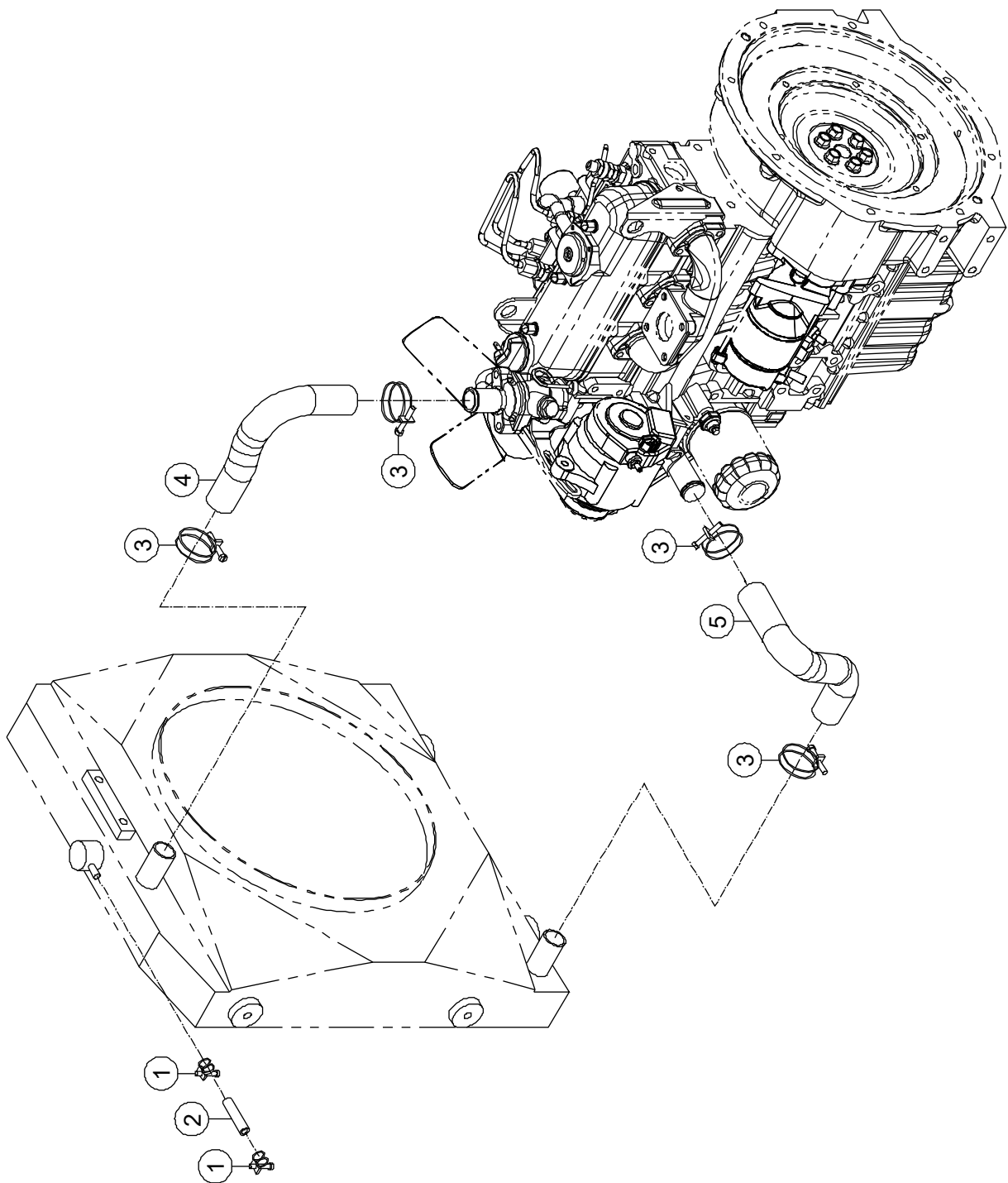
1-15 Engine Cooling System Installations 1



1-15 Engine Cooling System Installations 1

Item	Part Number	Description	Qty.	Remark
1	00000678	Bolt GB/T 5783 M10 × 25	4	
2	00000679	Spring Washer GB/T 93 10	6	
3	00000615	Flat Washer GB/T 97.1 10	8	
4	50007656	Housing	1	
5	00010227	Radiator	1	
6	00001028	Flat Washer GB/T 96.1 10	6	
7	00001041	Bolt GB/T 5783 M10 × 40	4	
8	50007657	Housing	1	
9	50007675	Support	1	
10	00002251	Rubber Mounting	2	
11	00000603	Bolt GB/T 5782 M10 × 55	2	
12	00000623	Nut GB/T 6182 M10	4	

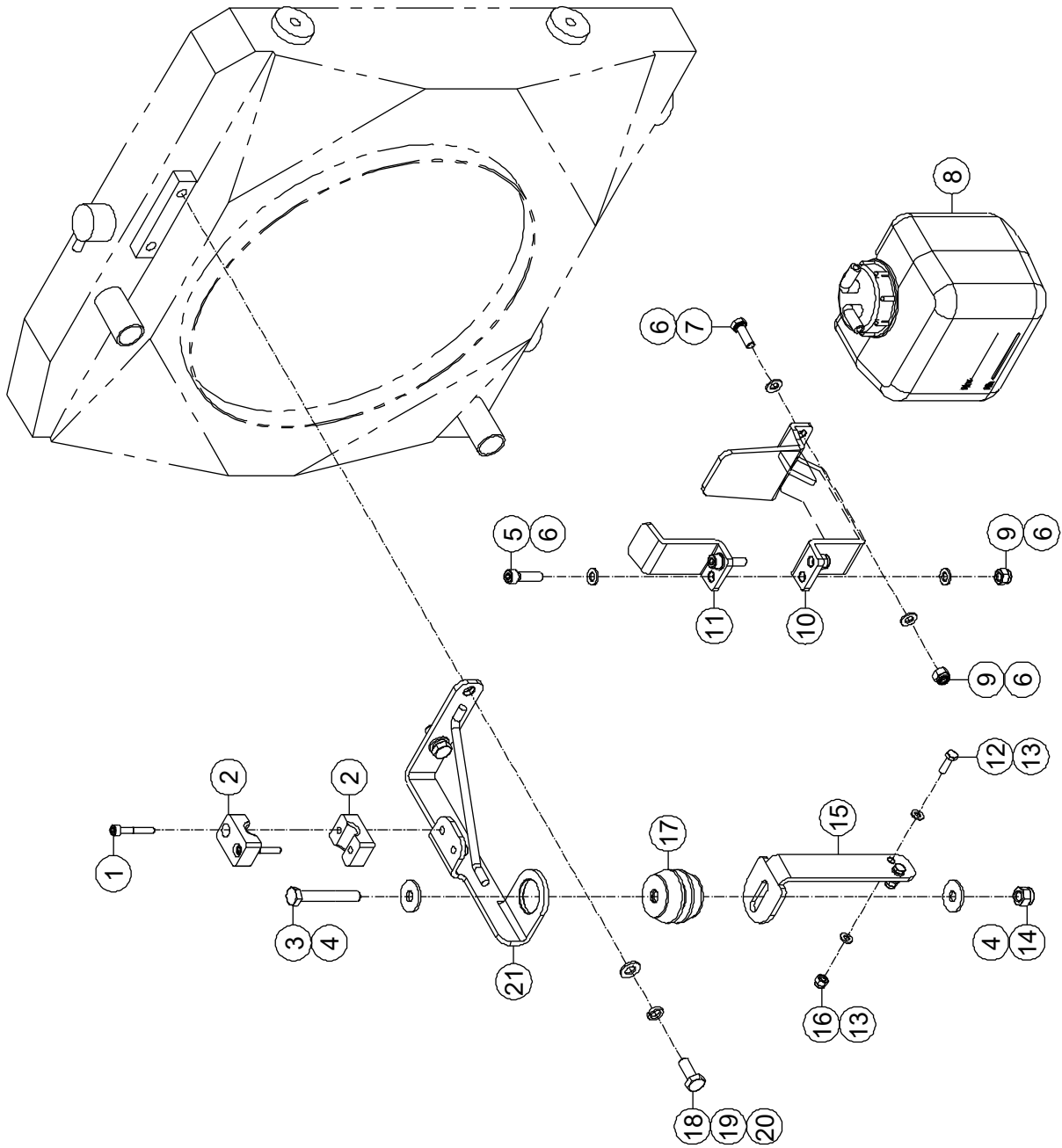
1-16 Engine Cooling System Installations 2



1-16 Engine Cooling System Installations 2

Item	Part Number	Description	Qty.	Remark
1	50001592	Clamp	2	
2	10003008	Hose	1	
3	50001582	Clamp	4	
4	10002725	Hose	1	
5	50007671	Hose	1	

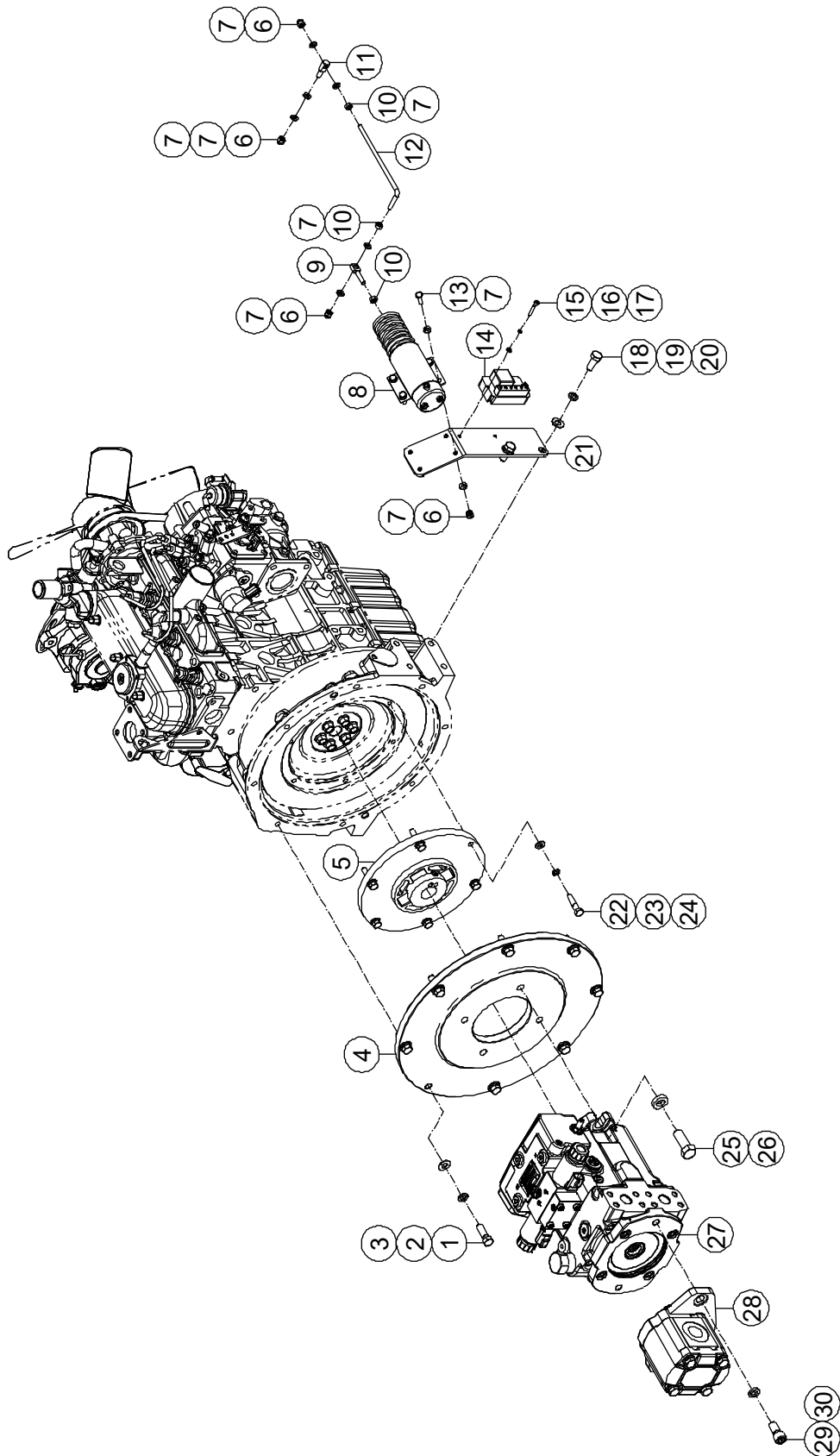
1-17 Engine Cooling System Installations 3



1-17 Engine Cooling System Installations 3

Item	Part Number	Description	Qty.	Remark
1	00004418	Screw GB/T 70 M6 × 40	2	
2	50007644	Clamp	2	
3	00002512	Bolt GB/T 5782 M10 × 70	1	
4	00001028	Flat Washer GB/T 96.1 10	2	
5	00002560	Screw GB/T 70 M8 × 30	2	
6	00000608	Flat Washer GB/T 97.1 8	8	
7	00000993	Bolt GB/T 5783 M8 × 25	2	
8	10015262	Container-Coolant Overflow	1	
9	00001163	Nut GB/T 6182 M8	4	
10	10001218	Support	1	
11	10001220	Plate	1	
12	00000743	Bolt GB/T 5783 M6 × 20	2	
13	00000620	Flat Washer GB/T 97.1 6	4	
14	00000623	Nut GB/T 6182 M10	1	
15	10002721	Support	1	
16	00001033	Nut GB/T 6182 M6	4	
17	00002251	Rubber Mounting	1	
18	00000678	Bolt GB/T 5783 M10 × 25	2	
19	00000679	Spring Washer GB/T 93 10	2	
20	00000615	Flat Washer GB/T 97.1 10	2	
21	50008423	Bracket	1	

1-18 Engine and Pump Installations



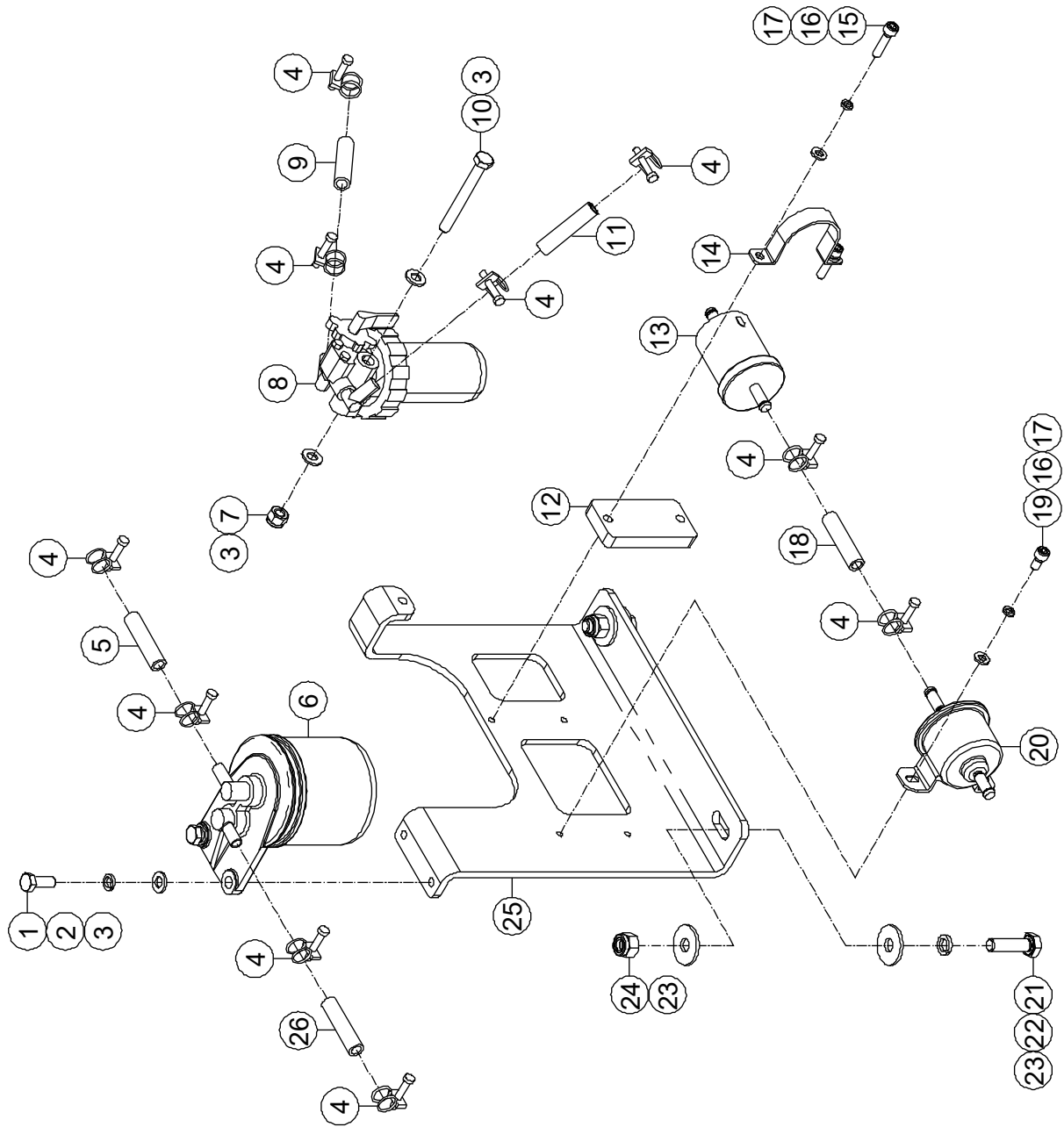
1-18 Engine and Pump Installations

Item	Part Number	Description	Qty.	Remark
1	00003194	3/8-16×1 1/4" Bolt ANSI B18.2.1	8	
2	00005181	Washer ANSI B18.21.1 3/8	8	
3	00005182	Washer ANSI B18.22.1 narrow 3/8	8	
4	50007655	Protection	1	
5	00010219	Flange	1	
6	00001033	Nut GB/T 6182 M6	7	
7	00000620	Flat Washer GB/T 97.1 6	14	
8	00002203	Throttle Solenoid	1	
9	10002730	Throttle Screw	1	
10	00002247	Nut GB/T 6170 M6	3	
11	10002731	Throttle Screw	1	
12	10002729	Throttle Linkage	1	
13	00000743	Bolt GB/T 5783 M6 × 20	4	
14	00002204	Solenoid Module	1	
15	00002228	Screw GB/T 70 M4 × 25	2	
16	00000779	Spring Washer GB/T 93 4	2	
17	00000778	Flat Washer GB/T 97.1 4	2	
18	00000678	Bolt GB/T 5783 M10 × 25	2	
19	00000679	Spring Washer GB/T 93 10	2	
20	00000615	Flat Washer GB/T 97.1 10	2	
21	10002727	Throttle Solenoid Bracket	1	
22	00005719	5/16-18×1 3/8" Bolt ANSI B18.2.1	6	
23	00000609	Spring Washer GB/T 93 8	6	
24	00000608	Flat Washer GB/T 97.1 8	6	
25	00002904	Bolt GB/T 5783 M14 × 40	2	
26	93300873	Washer	2	
27	00010226	Drive Pump Assembly	1	
28	00010229	Function Pump Assembly	1	
29	00004170	Screw GB/T 70 M12 × 25	2	

1-18 Engine and Pump Installations (Continued)

Item	Part Number	Description	Qty.	Remark
30	00000815	Spring Washer GB/T 93 12	2	

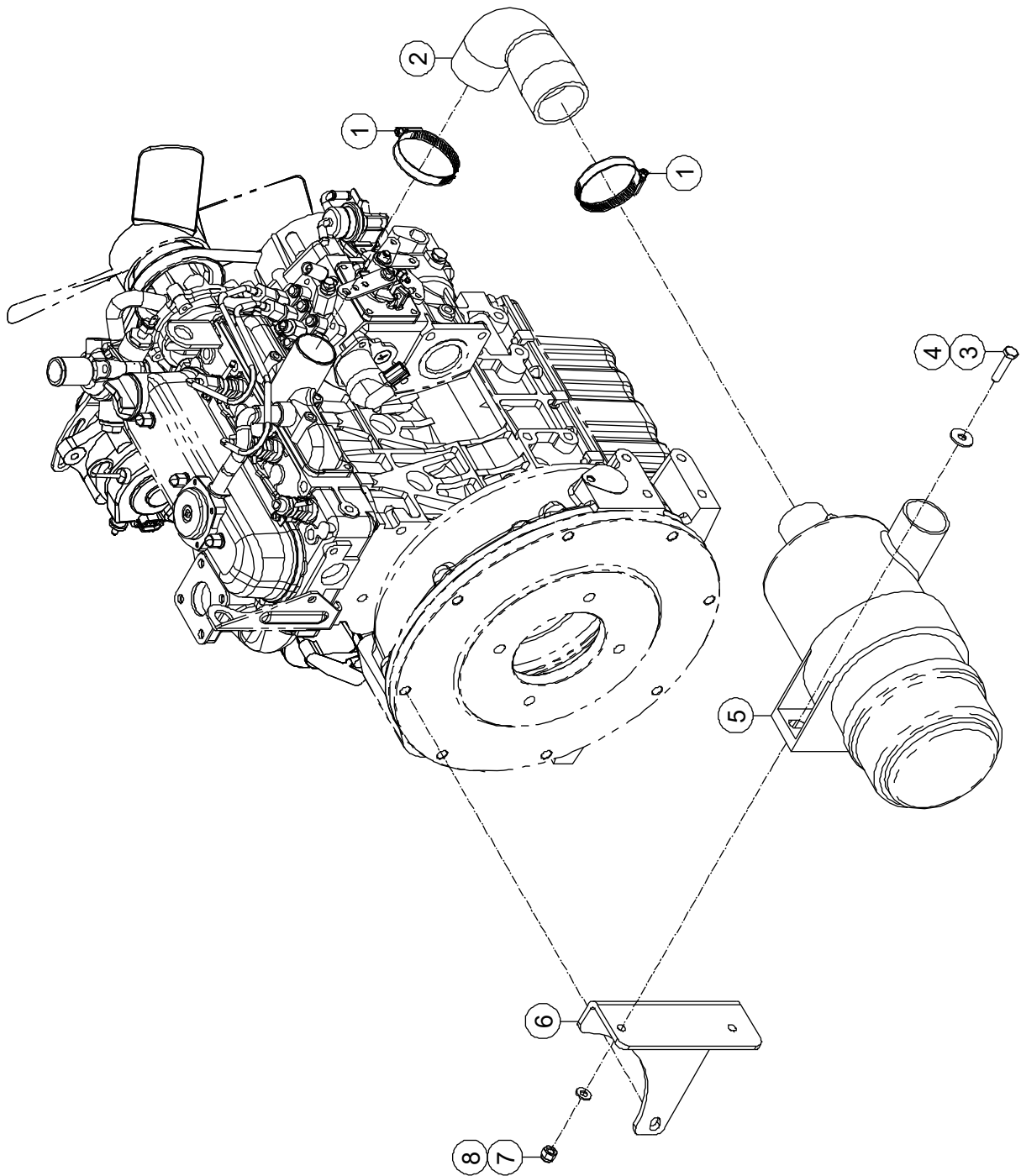
1-19 Engine Fuel System Installations



1-19 Engine Fuel System Installations

Item	Part Number	Description	Qty.	Remark
1	00000875	Bolt GB/T 5783 M8 × 20	2	
2	00000609	Spring Washer GB/T 93 8	2	
3	00000608	Flat Washer GB/T 97.1 8	4	
4	50001592	Clamp	10	
5	10003006	Hose	1	
6	10003002	Fuel Filter	1	
--	10002978	Filter Cartridge	1	
7	00001163	Nut GB/T 6182 M8	1	
8	10003958	Fuel / Water Separator	1	
--	10003966	Filter Cartridge	1	
9	10003004	Hose	1	
10	00001860	Bolt GB/T 5782 M8 × 70	1	
11	10018076	Hose	1	
12	10017972	Plate	1	
13	00008610	Fuel Filter	1	
14	10018000	Clamp	1	
15	00001034	Screw GB/T 70 M6 × 25	2	
16	00000621	Spring Washer GB/T 93 6	4	
17	00000620	Flat Washer GB/T 97.1 6	4	
18	10018077	Hose	1	
19	00002029	Screw GB/T 70 M6 × 12	2	
20	10006345	Fuel Pump	1	
21	00000684	Bolt GB/T 5783 M10 × 35	2	
22	00000679	Spring Washer GB/T 93 10	2	
23	00001028	Flat Washer GB/T 96.1 10	4	
24	00000623	Nut GB/T 6182 M10	2	
25	50007597	Support	1	
26	10003007	Hose	1	

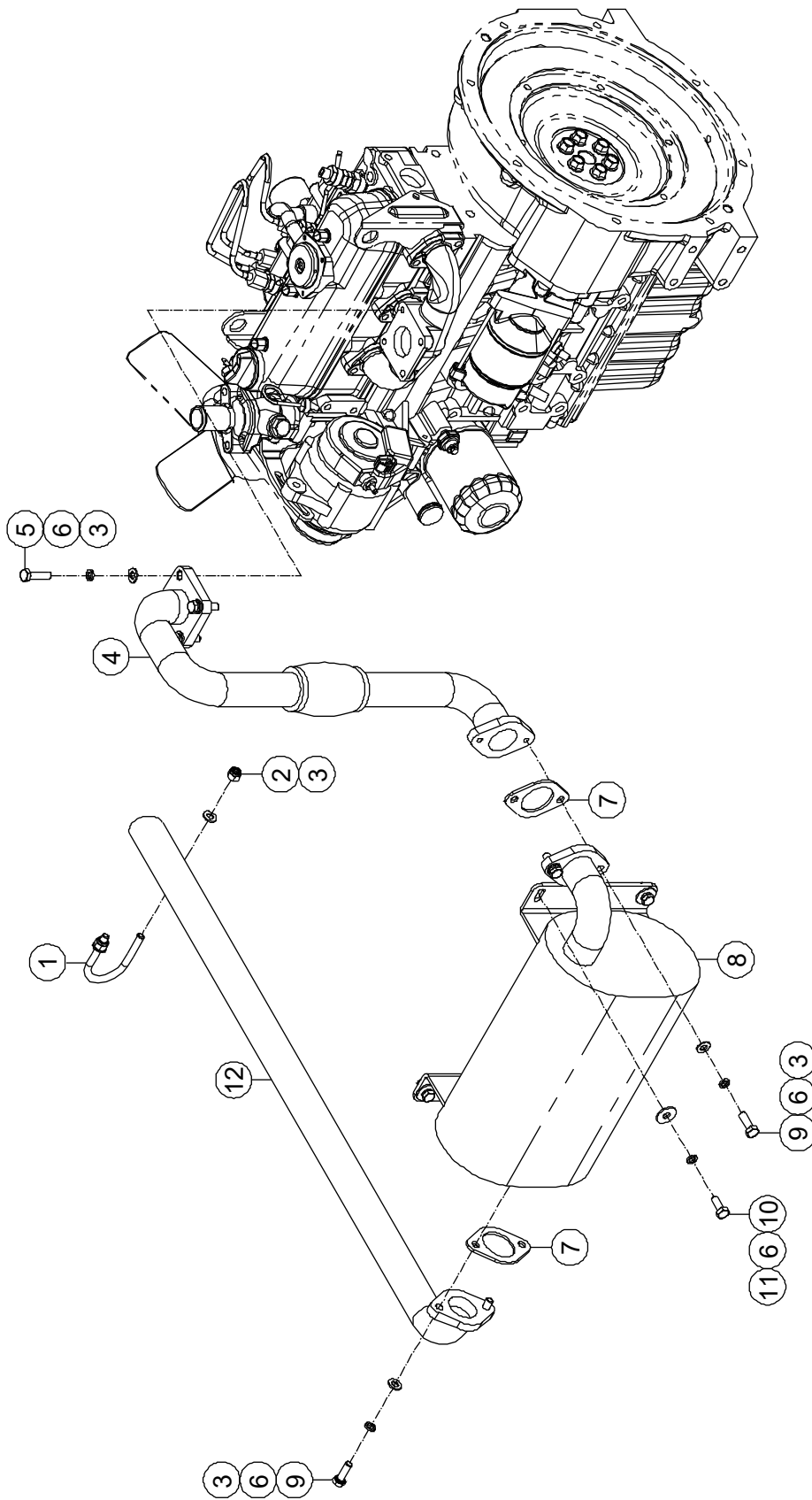
1-20 Engine Suction System Installations



1-20 Engine Suction System Installations

Item	Part Number	Description	Qty.	Remark
1	50001583	Clamp	2	
2	50007625	Hose	1	
3	00002488	Bolt GB/T 5783 M8 × 35	2	
4	00002000	Flat Washer GB/T 96.1 8	2	
5	10002800	Complete Air Filter	1	
--	10002943	Filter Cartridge (outer)	1	
--	10009453	Filter Cartridge (inner)	1	
6	50007626	Support	1	
7	00001163	Nut GB/T 6182 M8	2	
8	00000608	Flat Washer GB/T 97.1 8	2	

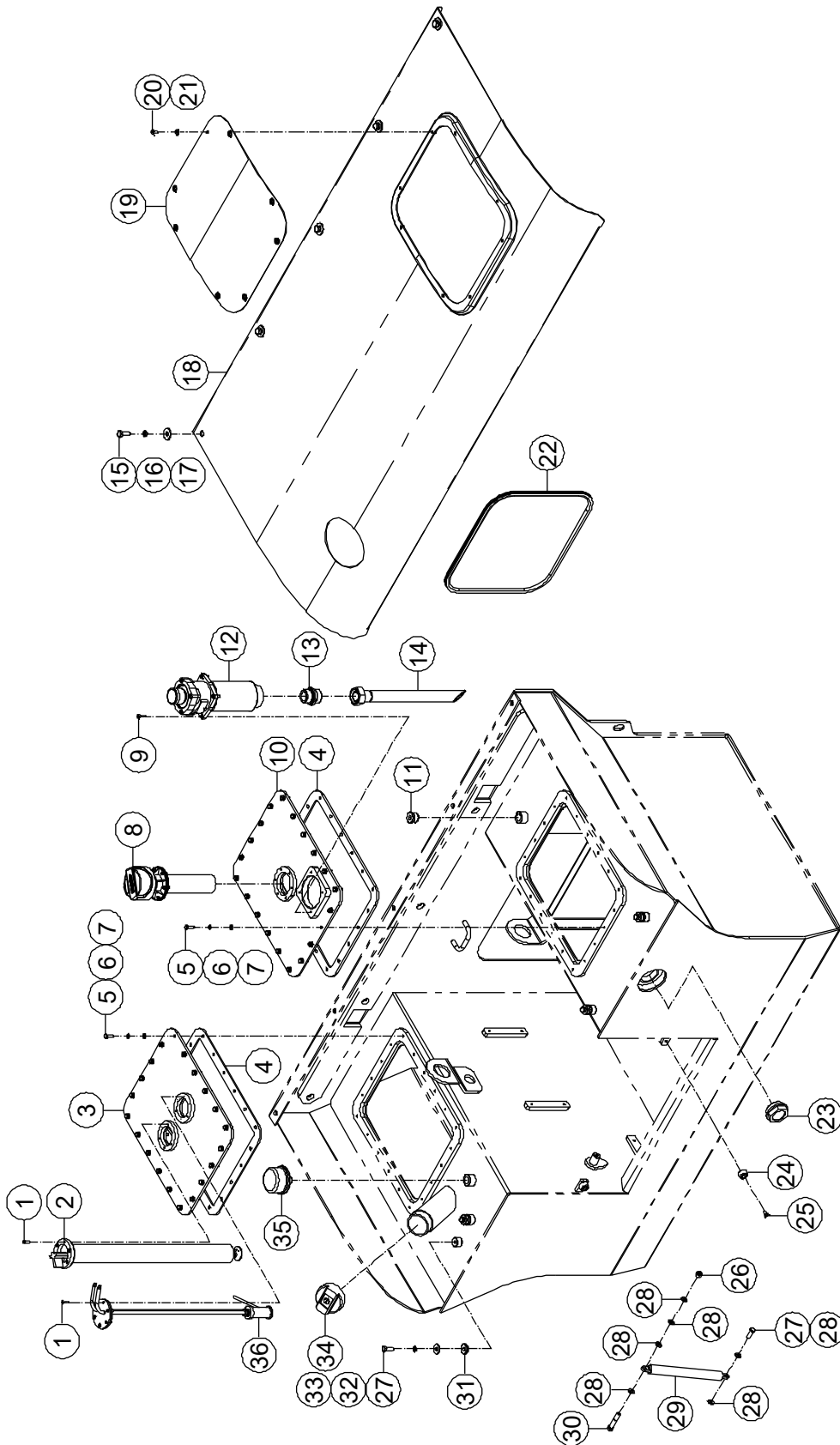
1-21 Engine Exhaust System Installations



1-21 Engine Exhaust System Installations

Item	Part Number	Description	Qty.	Remark
1	50007624	Clamp	1	
2	00001163	Nut GB/T 6182 M8	2	
3	00000608	Flat Washer GB/T 97.1 8	10	
4	50007592	Connecting Pipe	1	
5	00000995	Bolt GB/T 5783 M8 × 30	4	
6	00000609	Spring Washer GB/T 93 8	12	
7	50007595	Washer	2	
8	50007594	Muffler	1	
9	00000993	Bolt GB/T 5783 M8 × 25	4	
10	00000875	Bolt GB/T 5783 M8 × 20	4	
11	00002000	Flat Washer GB/T 96.1 8	4	
12	50007593	Connecting Pipe	1	

1-22 Hydraulic Module Assembly 1



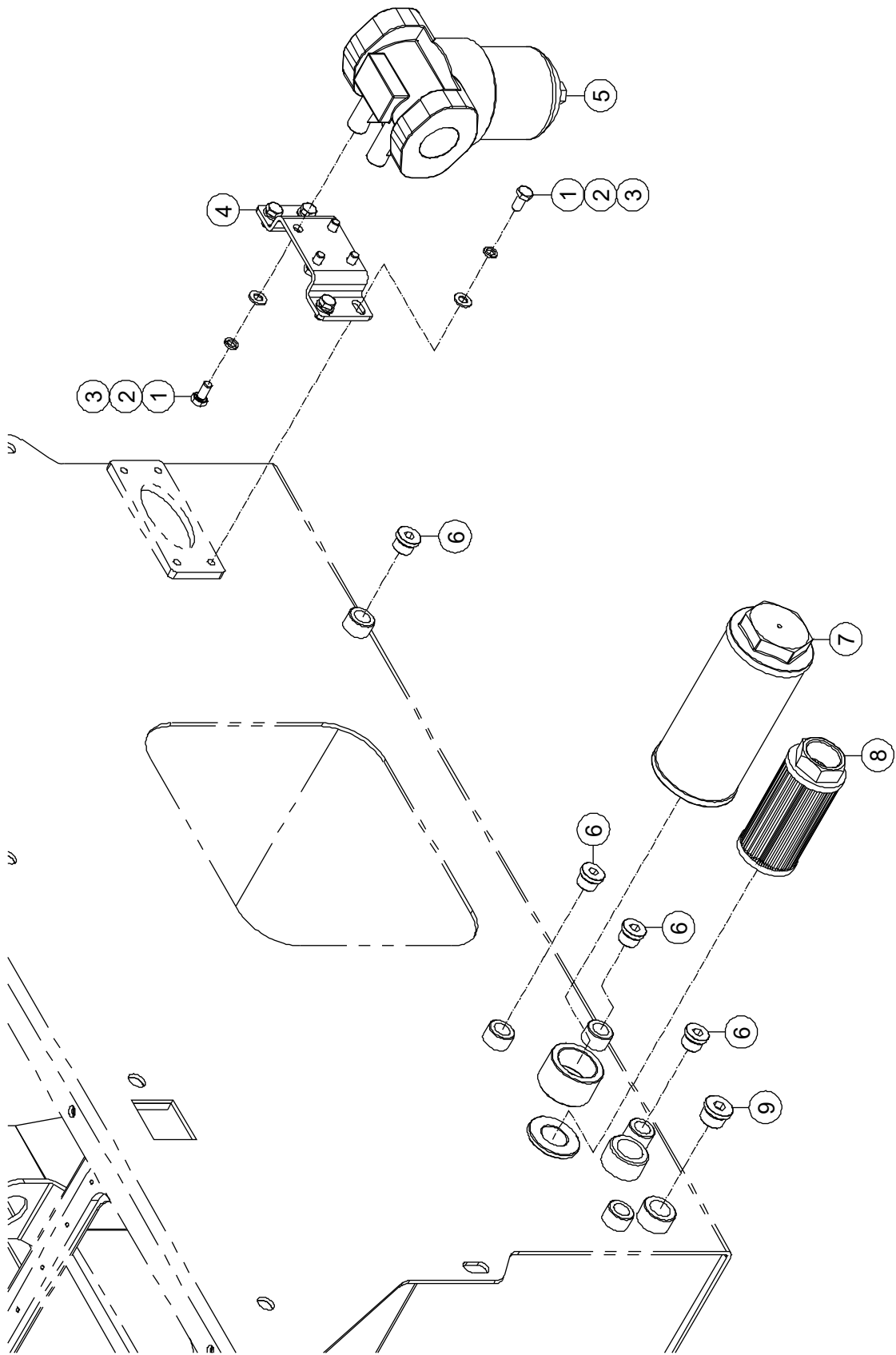
1-22 Hydraulic Module Assembly 1

Item	Part Number	Description	Qty.	Remark
1	00001232	Screw GB/T 818 M4 × 16 - H	12	
2	00004768	Fuel Level Sensor	1	
3	92100961	Cover	1	
4	50001438	Seal	2	
5	00000743	Bolt GB/T 5783 M6 × 20	40	
6	00000621	Spring Washer GB/T 93 6	40	
7	00000620	Flat Washer GB/T 97.1 6	40	
8	90012734	Vent Plug	1	
9	00001246	Screw GB/T 70 M5 × 16	4	
10	50007651	Cover	1	
11	00001114	Plug	1	
12	00003113	Filter, Return Oil	1	
13	00002071	Fitting, Straight	1	
14	10000069	Hoses, steel	1	
15	00000678	Bolt GB/T 5783 M10 × 25	5	
16	00000679	Spring Washer GB/T 93 10	5	
17	00001028	Flat Washer GB/T 96.1 10	5	
18	50007630	Cover	1	
19	92101403	Cover	1	
20	00001012	Screw GB/T 973 M5×14	8	
21	00003545	Flat Washer GB/T 96.1 5	8	
22	92049057	Seal	1	
23	90015911	Level Indicator	1	
24	10000376	Seal	2	
25	00001011	Screw GB/T 973 M5×12	2	
26	00001163	Nut GB/T 6182 M8	1	
27	00000993	Bolt GB/T 5783 M8 × 25	5	
28	00000608	Flat Washer GB/T 97.1 8	6	
29	92004808	Spring, Gas	1	

1-22 Hydraulic Module Assembly 1 (Continued)

Item	Part Number	Description	Qty.	Remark
30	00002089	Bolt GB/T 5782 M8 × 50	1	
31	90009828	Spacer	4	
32	00000609	Spring Washer GB/T 93 8	4	
33	00002000	Flat Washer GB/T 96.1 8	4	
34	90003907	Plug	1	
35	90028620	Filter	1	
36	92101743	Suction Pipe	1	

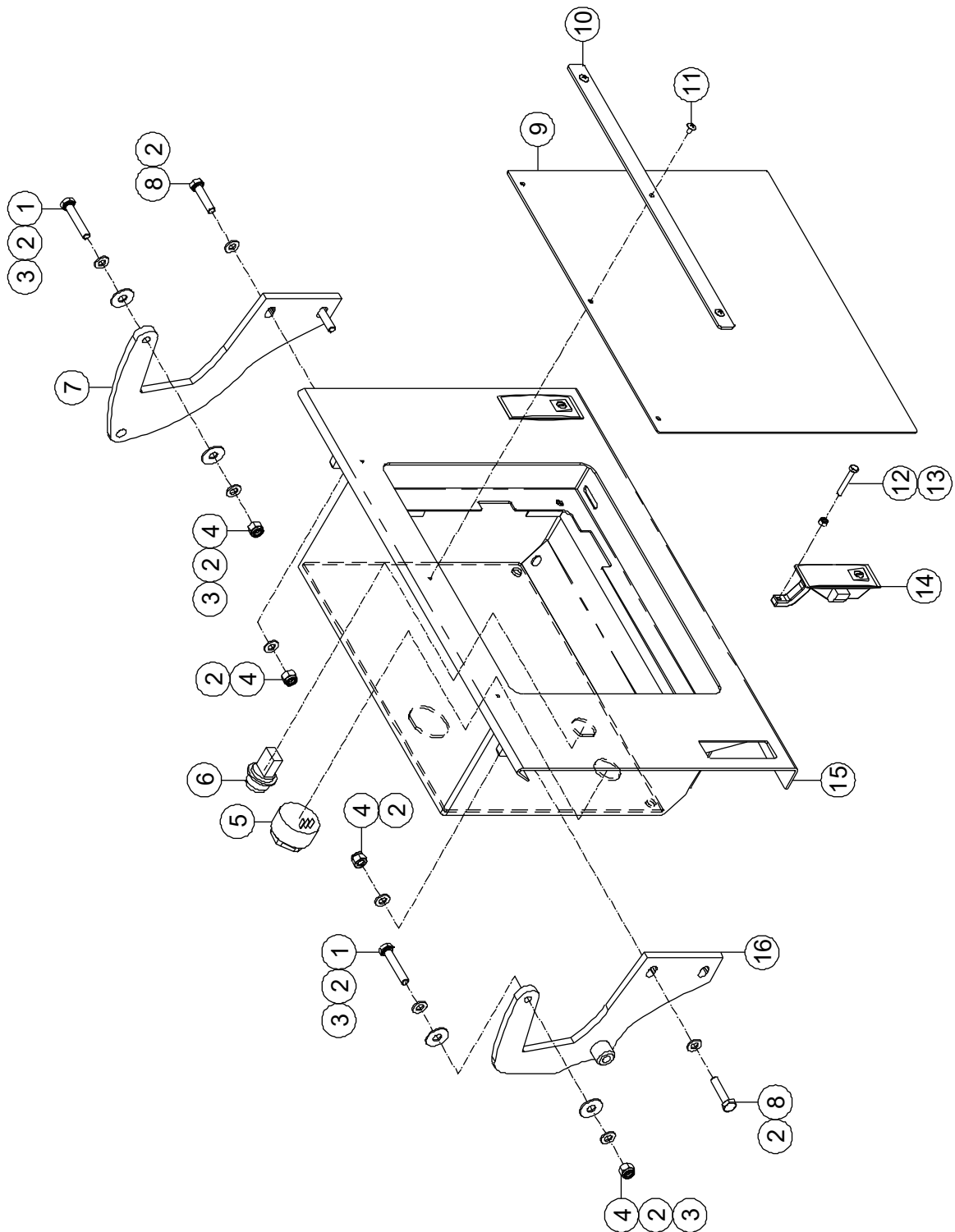
1-23 Hydraulic Module Assembly 2



1-23 Hydraulic Module Assembly 2

Item	Part Number	Description	Qty.	Remark
1	00000674	Bolt GB/T 5783 M10 × 20	8	
2	00000679	Spring Washer GB/T 93 10	8	
3	00000615	Flat Washer GB/T 97.1 10	8	
4	92000113	Support	1	
5	00001871	Pressure Filter	1	
6	00001114	Plug	4	
7	90029476	Filter Cartridge	1	
8	00000519	Filter Cartridge	1	
9	00001115	Plug	1	

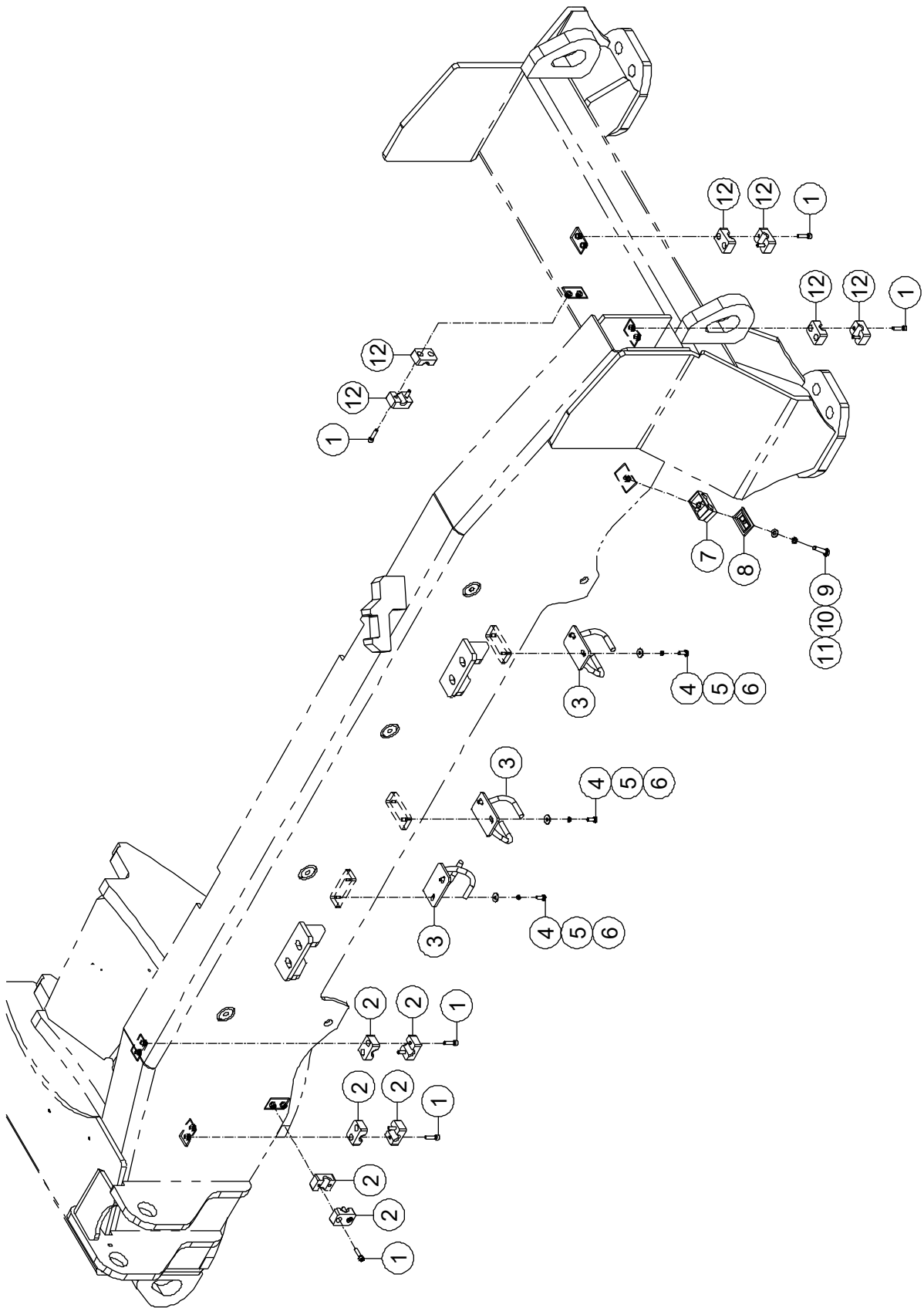
1-24 Ground Control Box Assembly



1-24 Ground Control Box Assembly

Item	Part Number	Description	Qty.	Remark
1	00002607	Bolt GB/T 5783 M8 × 45	2	
2	00000608	Flat Washer GB/T 97.1 8	12	
3	92048976	Shim	4	
4	00001163	Nut GB/T 6182 M8	6	
5	00002326	Alarm	1	
6	00006260	USB Port	1	
7	92048966	Hinge	1	
8	00002488	Bolt GB/T 5783 M8 × 35	4	
9	92000277	Shield, Plastic	1	
10	92000278	Plate	1	
11	00001001	Screw GB/T 973 M4×8	3	
12	00006261	Bolt GB/T 5783 M5 × 35	2	
13	00000688	Nut GB/T 6170 M5	2	
14	92048979	Lock	2	
15	92048954	Ground Control Box	1	
16	92048972	Hinge	1	

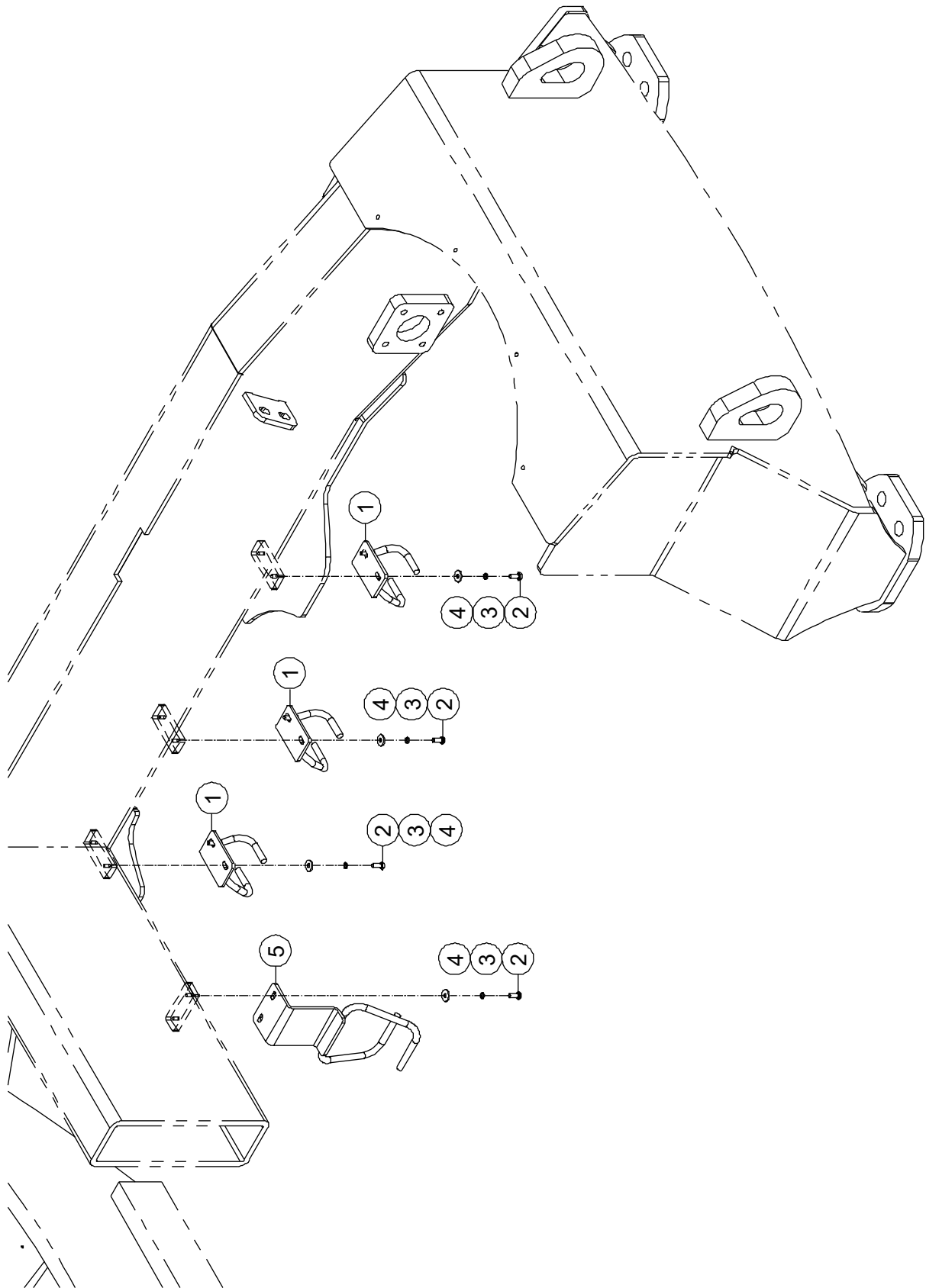
1-25 Chassis Clamp Installations 1



1-25 Chassis Clamp Installations 1

Item	Part Number	Description	Qty.	Remark
1	00001034	Screw GB/T 70 M6 × 25	12	
2	90001755	Clamp	6	
3	92049063	Support Tubes	3	
4	00000818	Bolt GB/T 5783 M6 × 16	6	
5	00000621	Spring Washer GB/T 93 6	6	
6	00002583	Flat Washer GB/T 96.1 6	6	
7	00008962	Clamp	1	
8	90001243	Spacer	1	
9	00002488	Bolt GB/T 5783 M8 × 35	1	
10	00000609	Spring Washer GB/T 93 8	1	
11	00000608	Flat Washer GB/T 97.1 8	1	
12	50007644	Clamp	6	

1-26 Chassis Clamp Installations 2

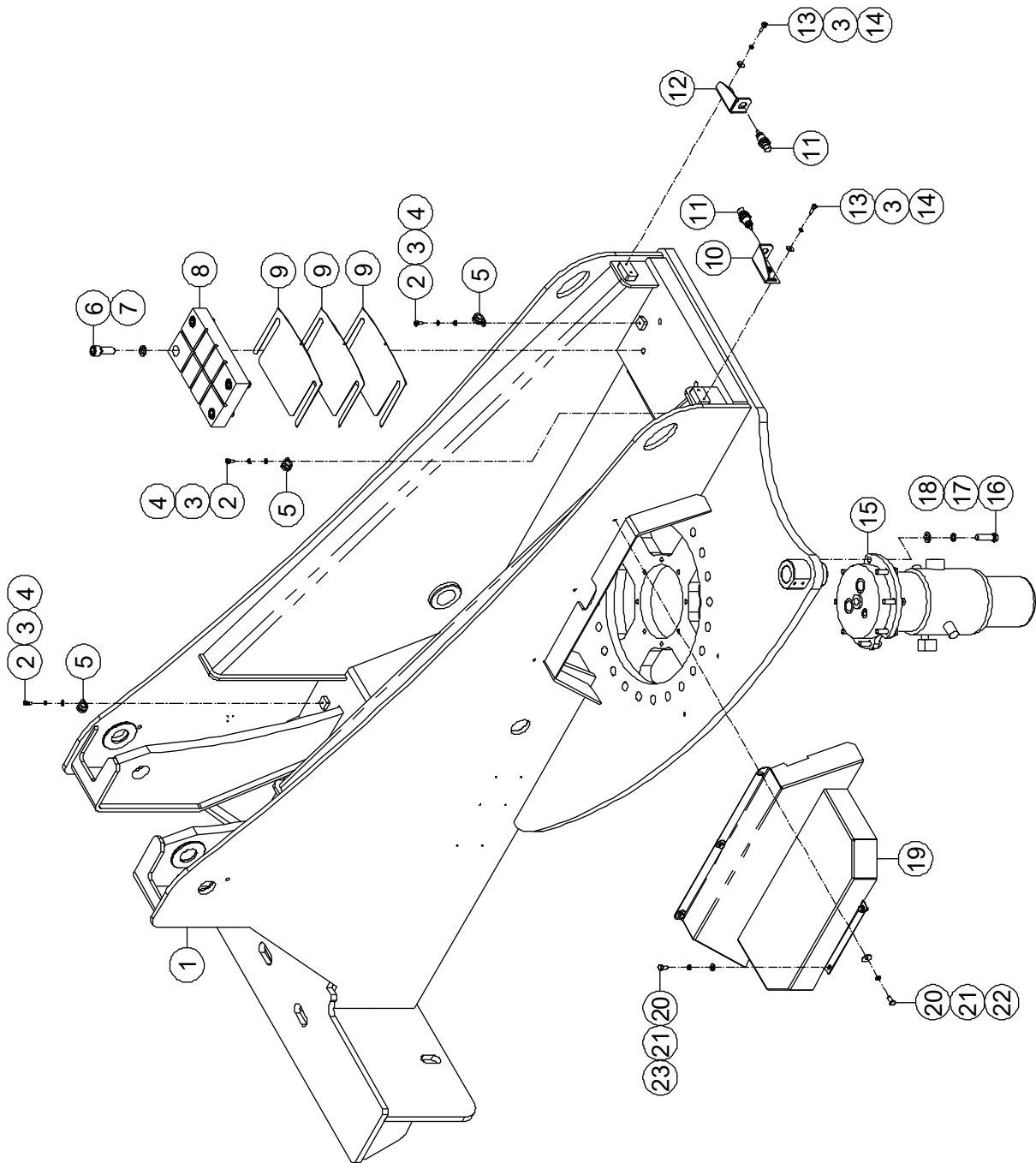


1-26 Chassis Clamp Installations 2

Item	Part Number	Description	Qty.	Remark
1	92049063	Support Tubes	4	
2	00000818	Bolt GB/T 5783 M6 × 16	8	
3	00000621	Spring Washer GB/T 93 6	8	
4	00002583	Flat Washer GB/T 96.1 6	8	
5	50008994	Support Tubes	1	

Section 2 Turntable

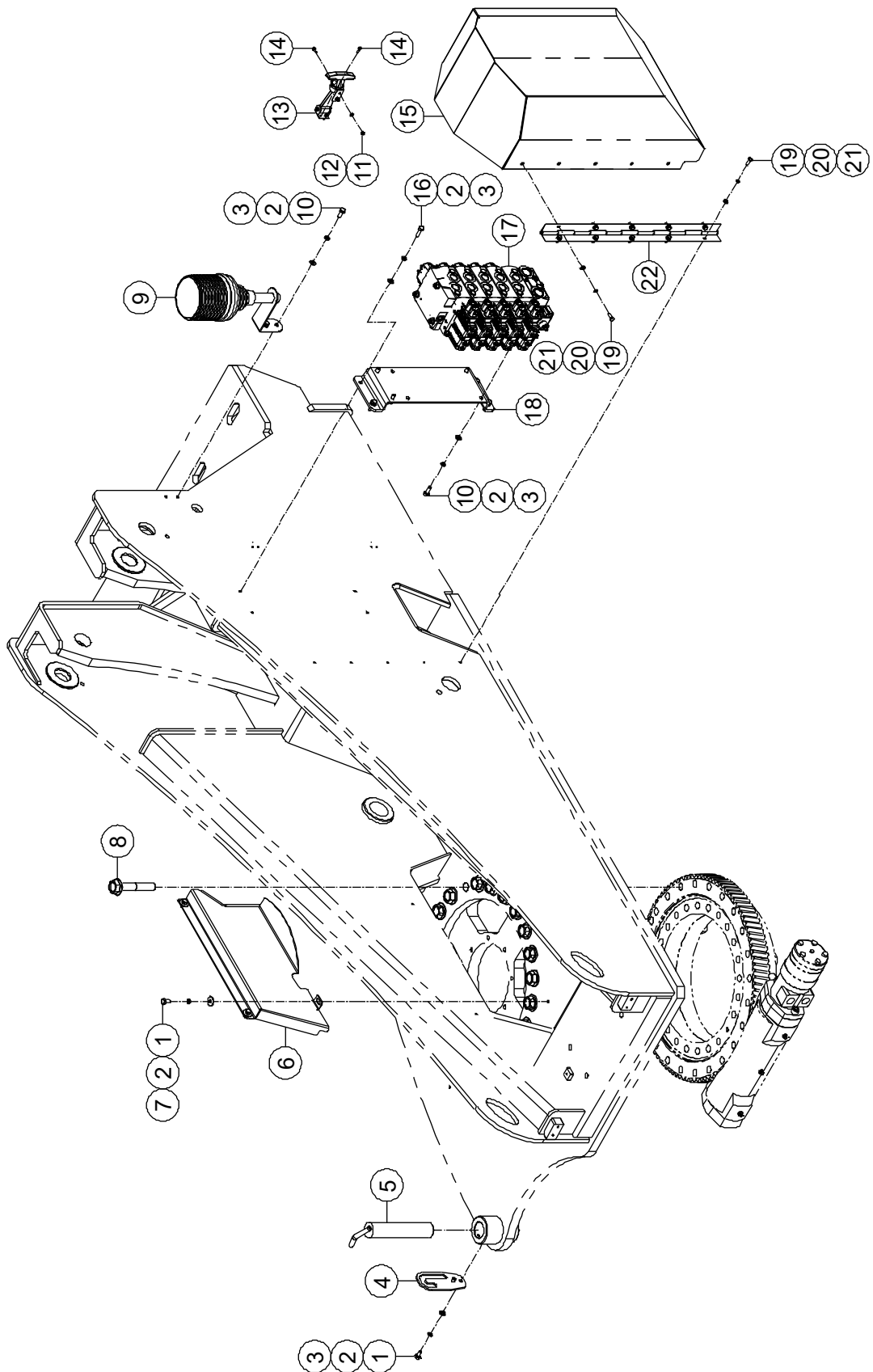
2-1 Turntable Accessories Installations 1



2-1 Turntable Accessories Installations 1

Item	Part Number	Description	Qty.	Remark
1	50008383	Turntable	1	BA22CRT
	50008244	Turntable	1	BA20CRT
	50008273	Turntable	1	BA18CRT
	50008291	Turntable	1	BA16CRT
2	00000876	Screw GB/T 70 M6 × 16	3	
3	00000621	Spring Washer GB/T 93 6	7	
4	00000620	Flat Washer GB/T 97.1 6	3	
5	92100579	Clamp	3	
6	00002460	Screw GB/T 70 M16 × 45	4	
7	00001035	Spring Washer GB/T 93 16	4	
8	50000102	Boom Pad	1	
9	50002733	Shim	3	
10	92048978	Support	1	
11	00006642	Proximity Switch	2	
12	92048990	Support	1	
13	00000774	Screw GB/T 70 M6 × 20	4	
14	00002583	Flat Washer GB/T 96.1 6	4	
15	00009647	Rotary Coupling Assembly	1	
16	00001856	Bolt GB/T 5783 M12 × 50	8	
17	00000815	Spring Washer GB/T 93 12	8	
18	00000814	Flat Washer GB/T 97.1 12	8	
19	50008242	Cover	1	
20	00001063	Bolt GB/T 5783 M8 × 16	5	
21	00000609	Spring Washer GB/T 93 8	5	
22	00002000	Flat Washer GB/T 96.1 8	3	
23	00000608	Flat Washer GB/T 97.1 8	2	

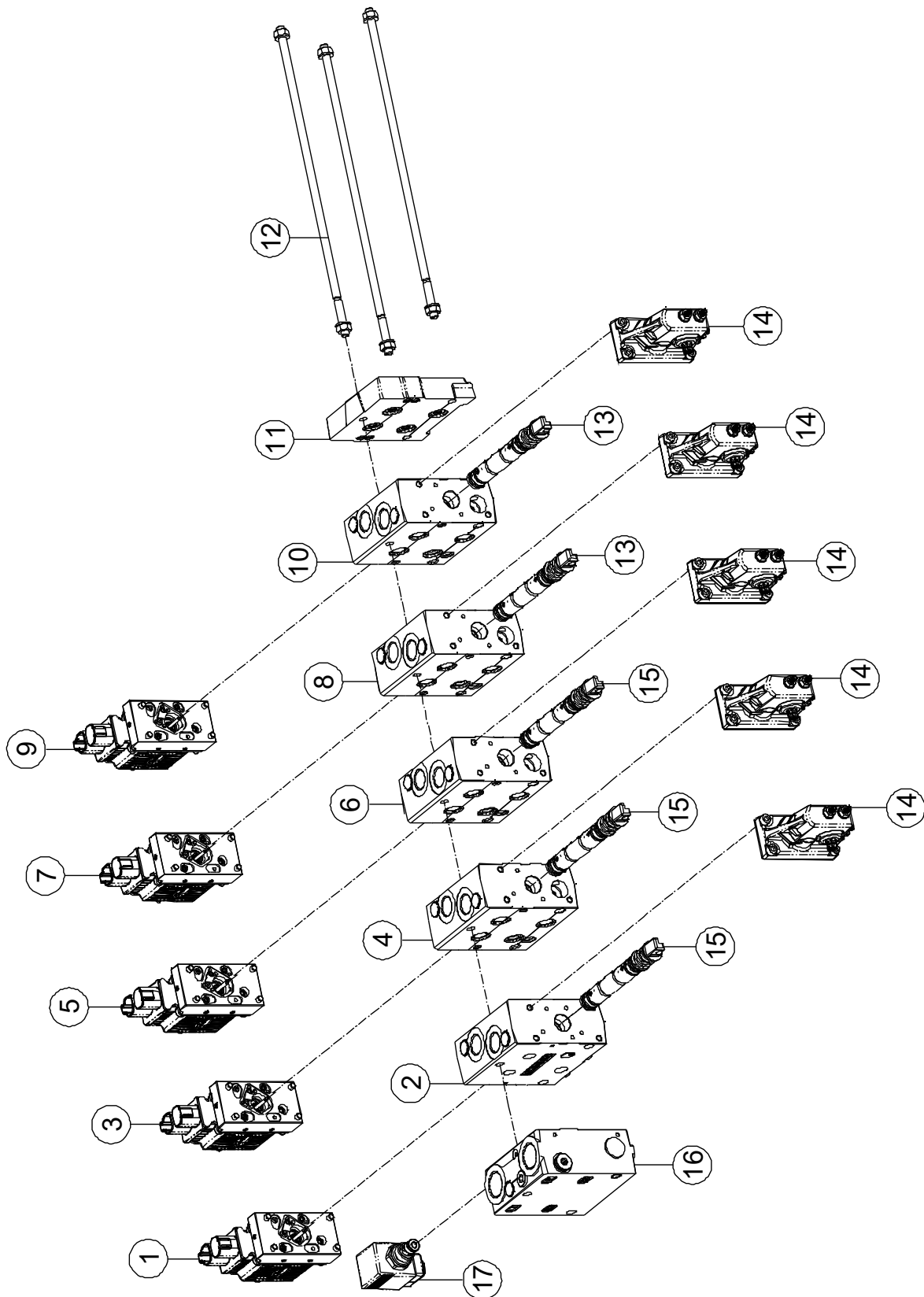
2-2 Turntable Accessories Installations 2



2-2 Turntable Accessories Installations 2

Item	Part Number	Description	Qty.	Remark
1	00001063	Bolt GB/T 5783 M8 × 16	5	BA22CRT BA20CRT
	00001063	Bolt GB/T 5783 M8 × 16	2	BA18CRT BA16CRT
2	00000609	Spring Washer GB/T 93 8	15	BA22CRT BA20CRT
	00000609	Spring Washer GB/T 93 8	12	BA18CRT BA16CRT
3	00000608	Flat Washer GB/T 97.1 8	12	
4	92029902	Block	1	
5	50007936	Pin	1	
6	50008693	Cover	1	BA22CRT BA20CRT
7	00002000	Flat Washer GB/T 96.1 8	3	BA22CRT BA20CRT
8	00010664	Bolt GB/T 5789 M20 × 120	24	BA22CRT
	00010362	Bolt GB/T 5789 M20 × 110	24	BA20CRT BA18CRT BA16CRT
9	00003165	Beacon	1	
10	00000875	Bolt GB/T 5783 M8 × 20	6	
11	00001236	Nut GB/T 889.1 M4	4	
12	00000778	Flat Washer GB/T 97.1 4	4	
13	50000822	Latch	2	
14	00001054	Screw GB/T 70 M4 × 12	10	
15	50008315	Housing	1	
16	00000993	Bolt GB/T 5783 M8 × 25	4	
17	00010666	PVG Valve Block (Refer to 2-3)	1	
18	50008271	Support	1	
19	00000818	Bolt GB/T 5783 M6 × 16	10	
20	00000621	Spring Washer GB/T 93 6	10	
21	00000620	Flat Washer GB/T 97.1 6	10	
22	50008319	Hinge	1	

2-3 PVG Valve Block



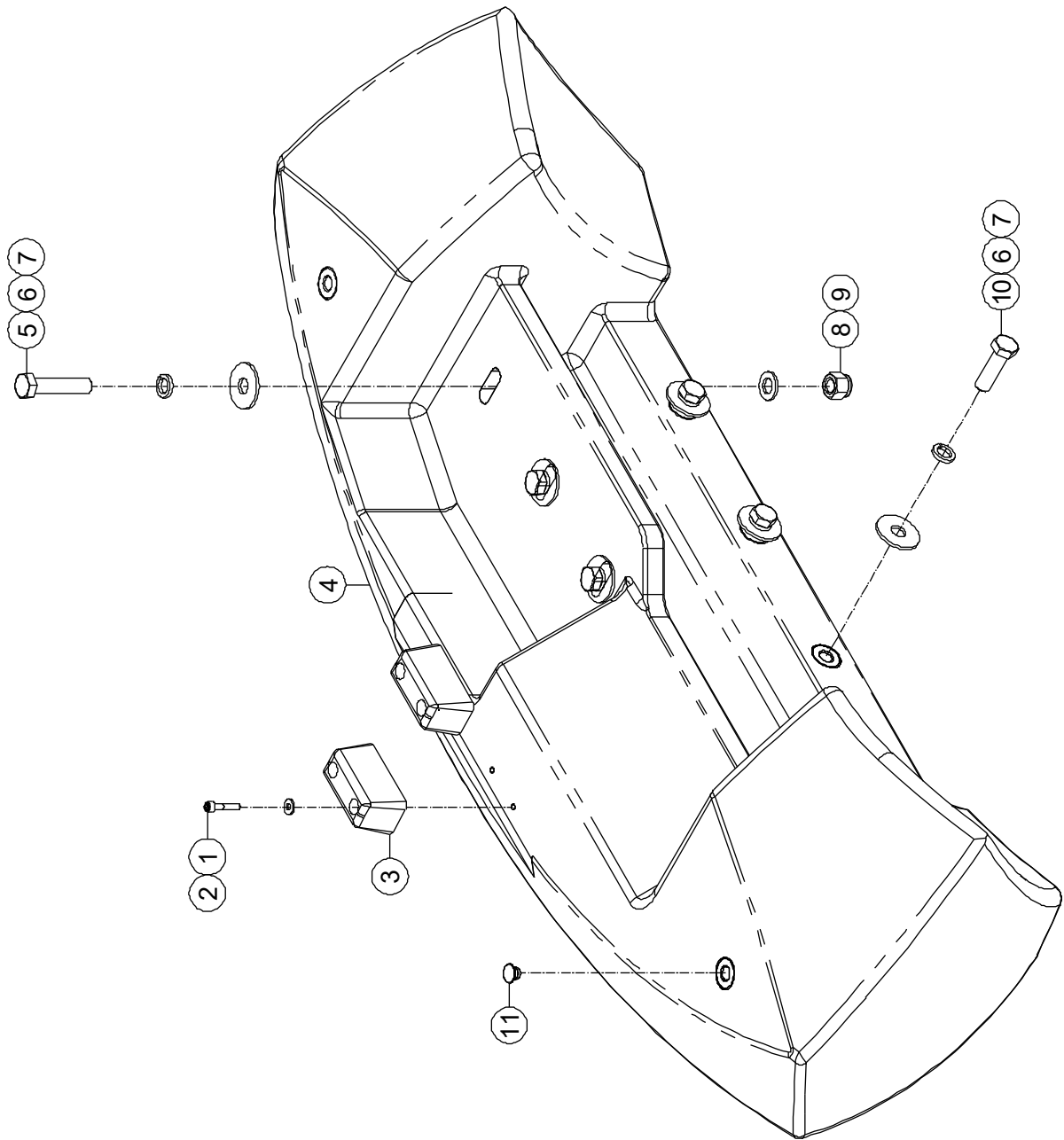
2-3 PVG Valve Block

Item	Code	Name	Qty	Note
1	00011001	PVED, Electric Control Unit	1	
--	00011035	Seal Kit	1	
2	00010974	PVB, Work Unit	1	
--	00011033	Seal Kit	1	
3	00011002	PVED, Electric Control Unit	1	
--	00011035	Seal Kit	1	
4	00011053	PVB, Work Unit	1	
--	00011033	Seal Kit	1	
5	00011003	PVED, Electric Control Unit	1	
--	00011035	Seal Kit	1	
6	00010977	PVB, Work Unit	1	
--	00011033	Seal Kit	1	
7	00011000	PVED, Electric Control Unit	1	
--	00011035	Seal Kit	1	
8	00010978	PVB, Work Unit	1	
--	00011033	Seal Kit	1	
9	00011004	PVED, Electric Control Unit	1	
--	00011035	Seal Kit	1	
10	00010975	PVB, Work Unit	1	
--	00011033	Seal Kit	1	
11	00011021	PVSI, Cover	1	
12	00011026	PVAS, Bolt	1	
13	00011020	PVBS, Directional Cartridge	2	
14	00011012	PVM, Manual Unit	5	
--	00011036	Seal Kit	5	
15	00011014	PVBS, Directional Cartridge	3	
16	00010971	PVP, Inlet Unit	1	
--	00011034	Seal Kit	1	
17	00011031	PVPX, Load Relief	1	

2-3 PVG Valve Block

Item	Code	Name	Qty	Note
--	00011032	Seal Kit	1	

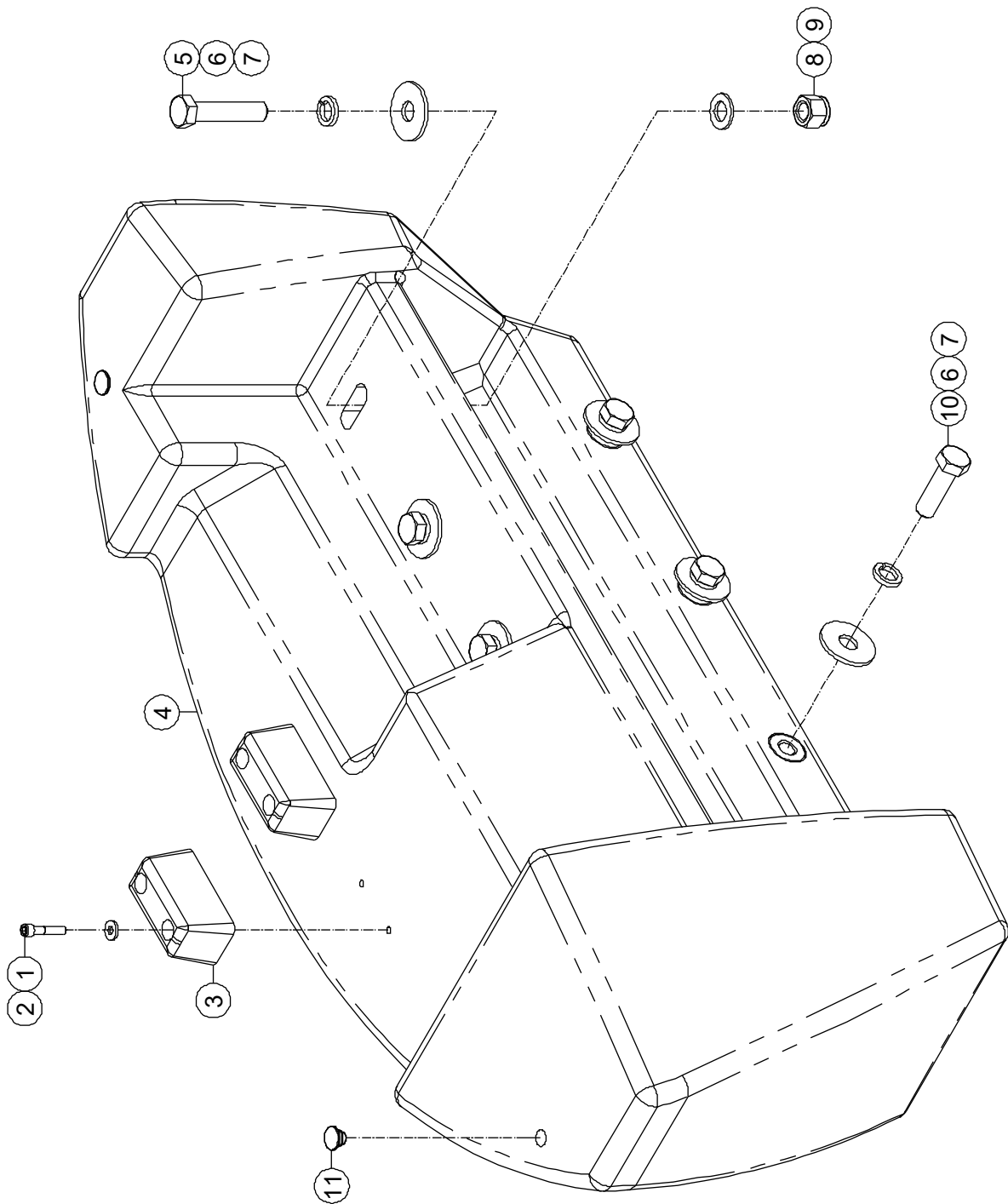
2-4 Counterweight Installations (BA22CRT, BA20CRT)



2-4 Counterweight Installations (BA22CRT, BA20CRT)

Item	Part Number	Description	Qty.	Remark
1	00001251	Screw GB/T 70 M10 × 50	4	
2	92100049	Washer	4	
3	10000041	Plate, Rubber	2	
4	50000104	Counterweight	1	
5	00001158	Bolt GB/T 5783 M24 × 110	3	
6	00001153	Spring Washer GB/T 93 24	6	
7	00001152	Flat Washer GB/T 96.1 24	6	
8	00005262	Nut GB/T 6182 M24	3	
9	00001159	Flat Washer GB/T 97.1 24	3	
10	00001150	Bolt GB/T 5783 M24 × 80	3	
11	50006515	Plug	2	

2-5 Counterweight Installations (BA18CRT, BA16CRT)

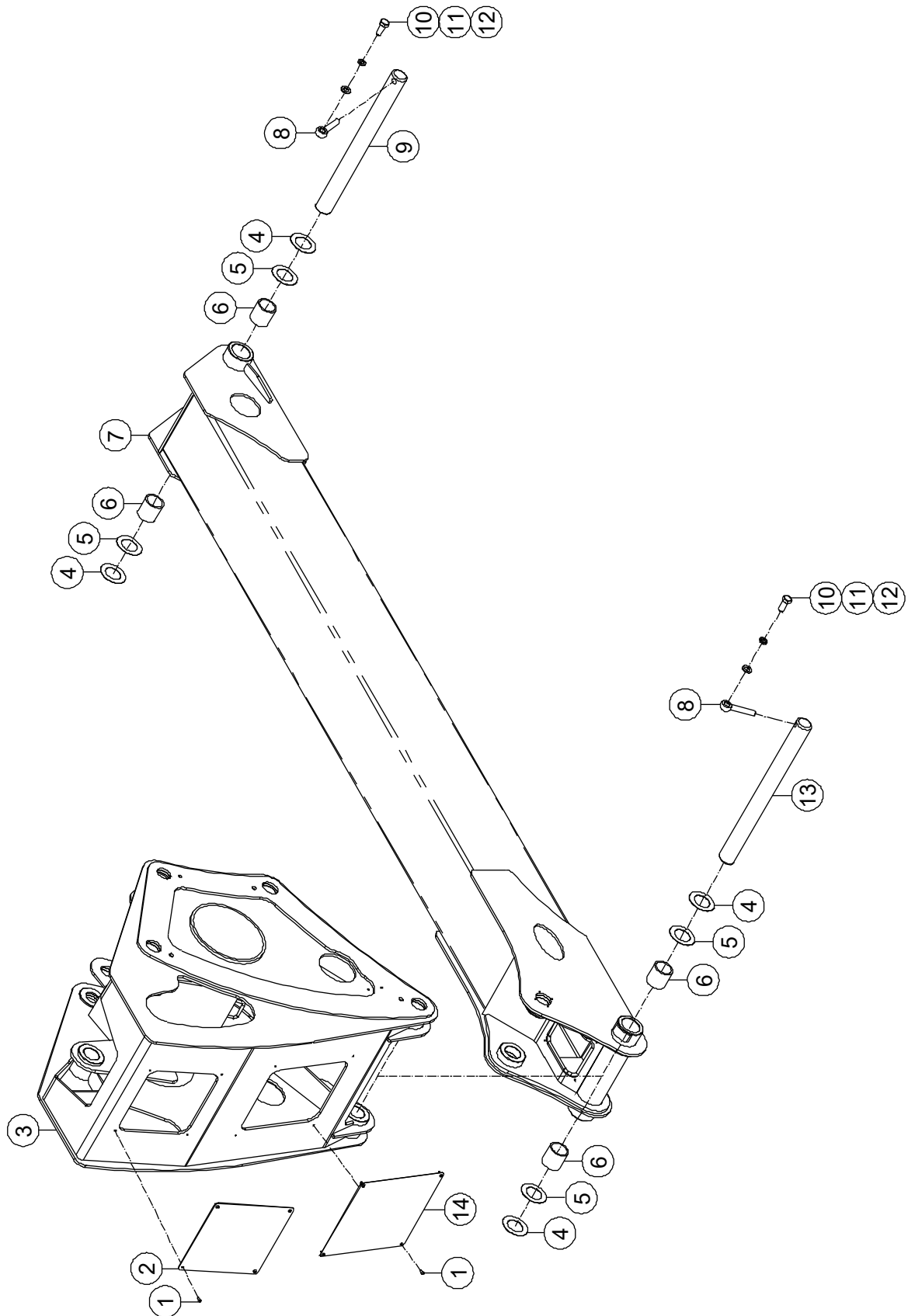


2-5 Counterweight Installations (BA18CRT, BA16CRT)

Item	Part Number	Description	Qty.	Remark
1	00001251	Screw GB/T 70 M10 × 50	4	
2	92100049	Washer	4	
3	10000041	Plate, Rubber	2	
4	50008380	Counterweight	1	
5	00001158	Bolt GB/T 5783 M24 × 110	3	
6	00001153	Spring Washer GB/T 93 24	6	
7	00001152	Flat Washer GB/T 96.1 24	6	
8	00005262	Nut GB/T 6182 M24	3	
9	00001159	Flat Washer GB/T 97.1 24	3	
10	00001150	Bolt GB/T 5783 M24 × 80	3	
11	50006515	Plug	2	

Section 3 Boom

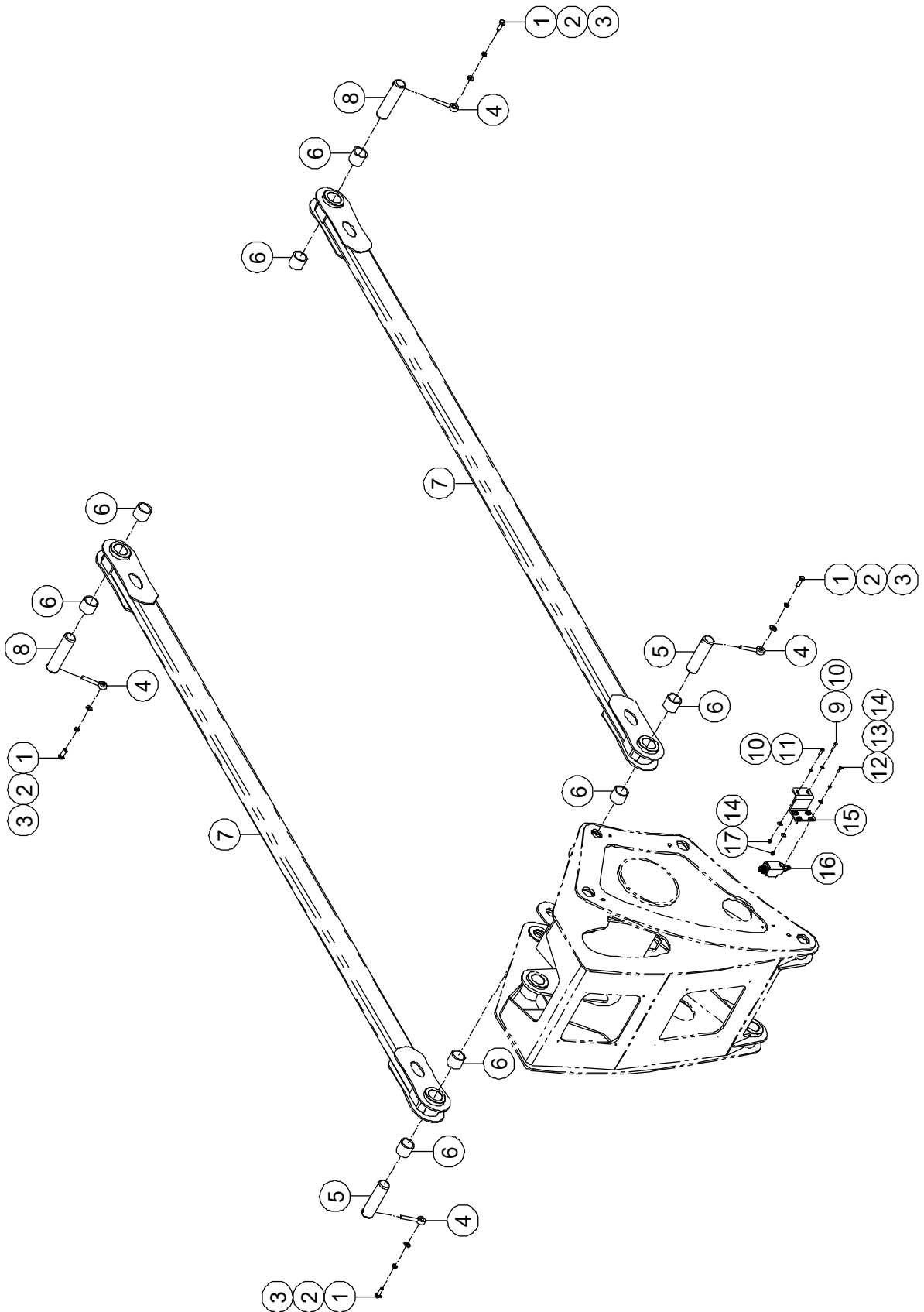
3-1 Crank Arm 1 Installations



3-1 Crank Arm 1 Installations

Item	Part Number	Description	Qty.	Remark
1	00001177	Screw GB/T 70.2 M6×12	8	
2	50008093	Cover	1	
3	50008120	Cage, Connection	1	
4	92029593	Shim	4	
5	92029594	Shim	4	
6	00000428	8813-506060 Sleeve Bearing	4	
7	50008139	Crank Arm 1	1	BA22CRT BA20CRT BA18CRT
	50008354	Crank Arm 1	1	BA16CRT
8	00000222	8902-16095 Pin, Lock	2	
9	00006247	895-50568 Pin, Pivot	1	BA22CRT
	00010542	895-50553 Pin, Pivot	1	BA20CRT BA18CRT BA16CRT
10	00001161	Bolt GB/T 5783 M16 × 40	2	
11	00001035	Spring Washer GB/T 93 16	2	
12	00000997	Flat Washer GB/T 97.1 16	2	
13	00010242	895-50560 Pin, Pivot	1	
14	50008095	Cover	1	

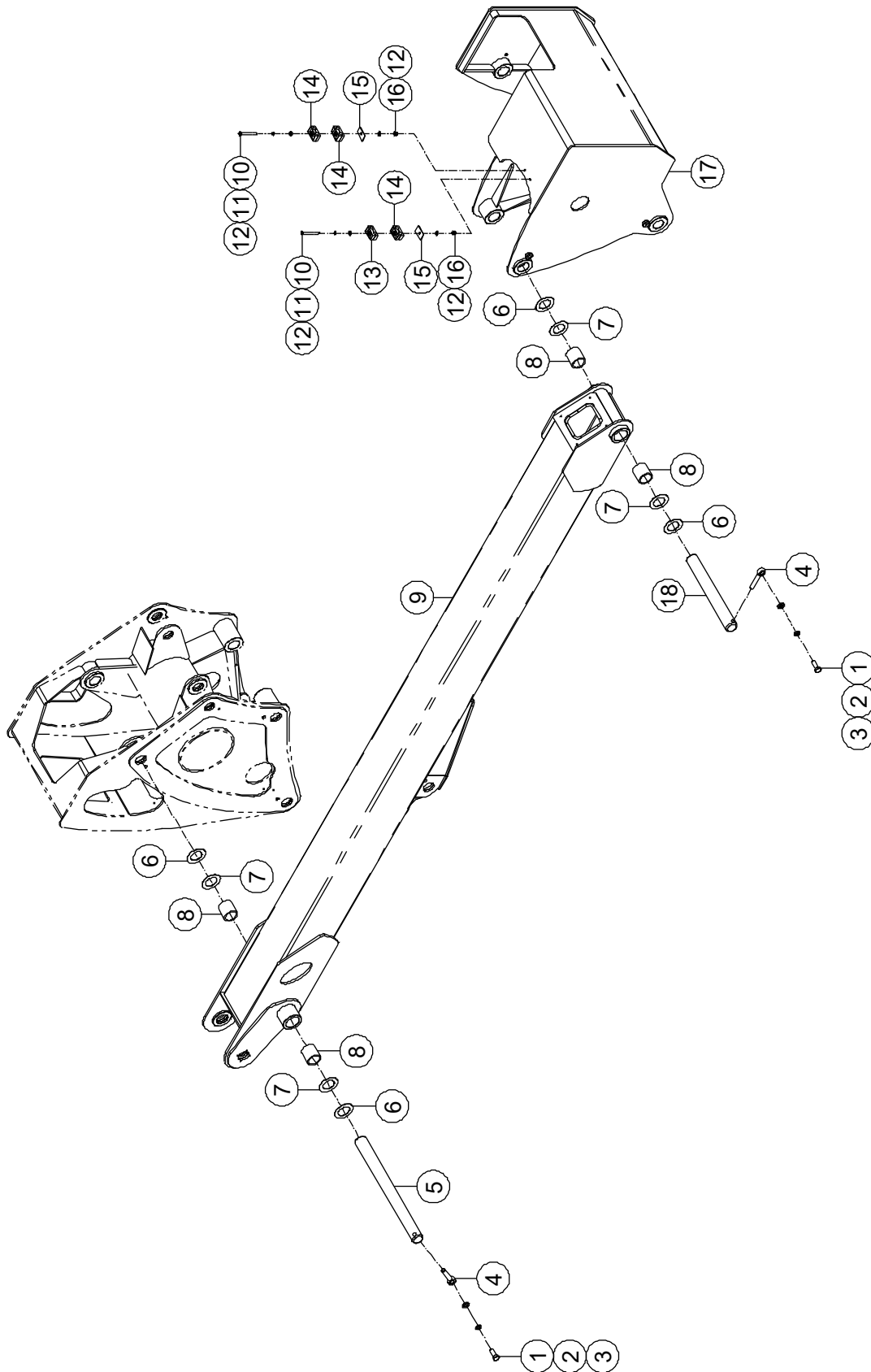
3-2 Rod, Connection 1 Installations



3-2 Rod, Connection 1 Installations

Item	Part Number	Description	Qty.	Remark
1	00002046	Bolt GB/T 5783 M12 × 35	4	
2	00000815	Spring Washer GB/T 93 12	4	
3	00000814	Flat Washer GB/T 97.1 12	4	
4	00002464	8902-12085 Pin, Lock	4	
5	00000111	895-45145 Pin, Pivot	2	
6	00000761	8813-455545 Sleeve Bearing	8	
7	50008153	Rod, Connection 1	2	BA22CRT BA20CRT BA18CRT
	50008356	Rod, Connection 1	2	BA16CRT
8	00010465	895-45170 Pin, Pivot	2	BA22CRT
	00010234	895-45155 Pin, Pivot	2	BA20CRT BA18CRT BA16CRT
9	00002895	Bolt GB/T 5783 M6 × 35	1	
10	00000620	Flat Washer GB/T 97.1 6	2	
11	00000619	Bolt GB/T 5783 M6 × 25	1	
12	00000774	Screw GB/T 70 M6 × 20	4	
13	00000621	Spring Washer GB/T 93 6	4	
14	00002583	Flat Washer GB/T 96.1 6	6	
15	50008091	Bracket, Switch	1	
16	00000750	Switch, Limit	1	
17	00000742	Nut GB/T 889.1 M6	2	

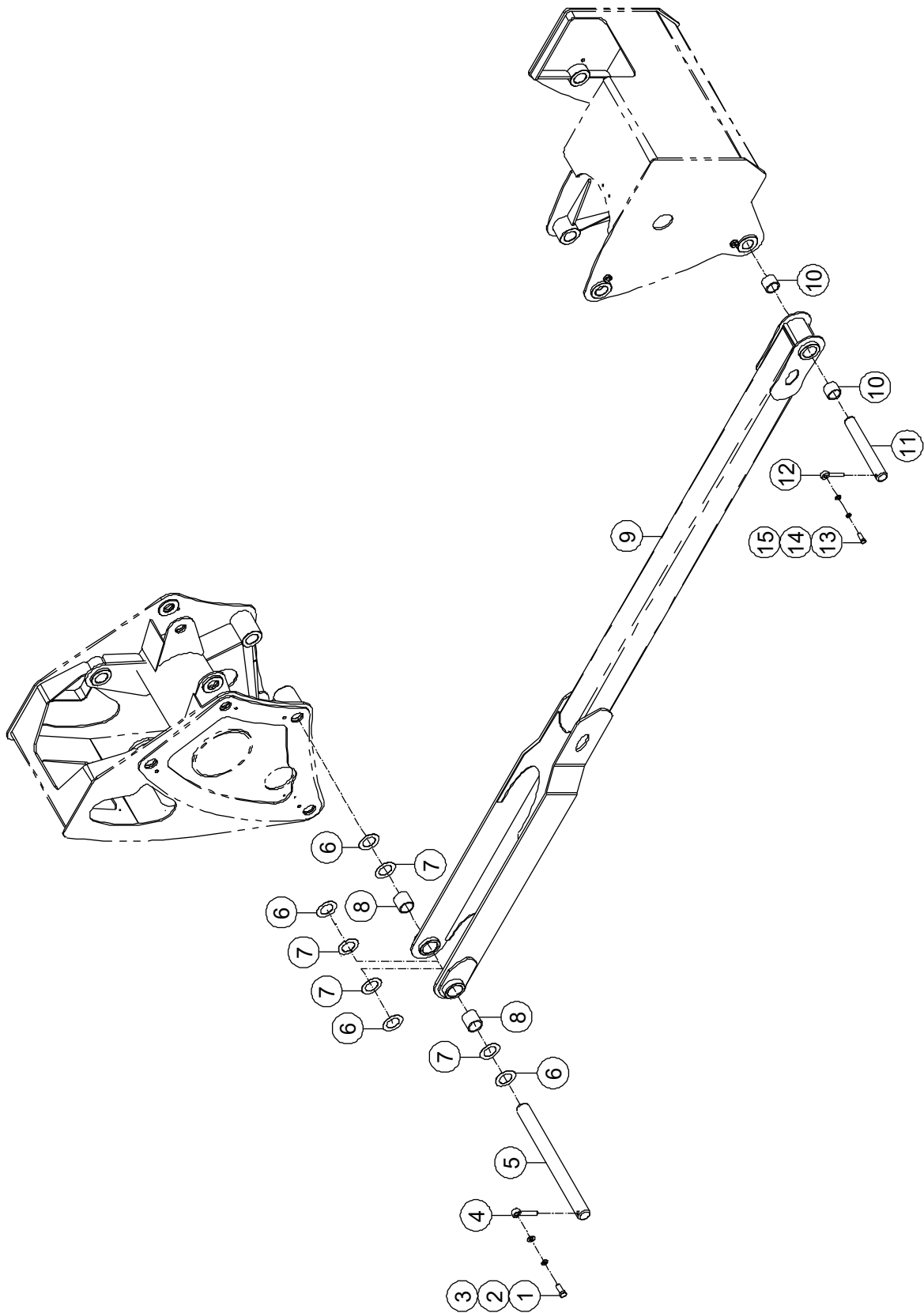
3-3 Crank Arm 2 Installations



3-3 Crank Arm 2 Installations

Item	Part Number	Description	Qty.	Remark
1	00001161	Bolt GB/T 5783 M16 × 40	2	
2	00001035	Spring Washer GB/T 93 16	2	
3	00000997	Flat Washer GB/T 97.1 16	2	
4	00000222	8902-16095 Pin, Lock	2	
5	00010242	895-50560 Pin, Pivot	1	
6	92029593	Shim	4	
7	92029594	Shim	4	
8	00000428	8813-506060 Sleeve Bearing	4	
9	50008166	Crank Arm 2	1	BA22CRT BA20CRT BA18CRT
	50008358	Crank Arm 2	1	BA16CRT
10	00001026	Bolt GB/T 5782 M8 × 80	2	
11	00000609	Spring Washer GB/T 93 8	2	
12	00000608	Flat Washer GB/T 97.1 8	4	
13	00000538	Clamp	1	
14	00000539	Clamp	3	
15	10000047	Plate, Clamp	2	
16	00000994	Nut GB/T 889.1 M8	2	
17	50008096	Cage, Connection	1	
18	00010241	895-50388 Pin, Pivot	1	

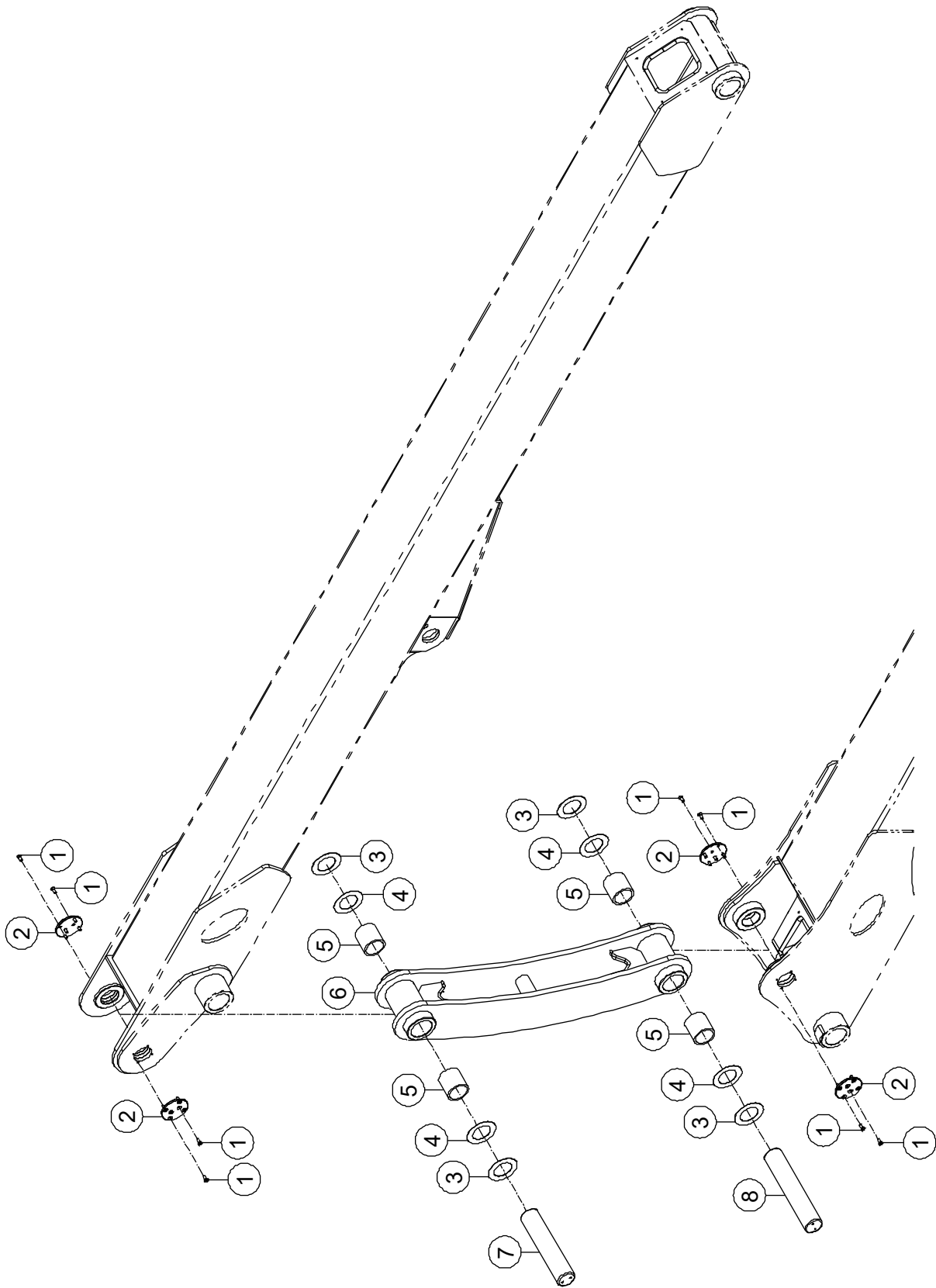
3-4 Rod, Connection 2 Installations



3-4 Rod, Connection 2 Installations

Item	Part Number	Description	Qty.	Remark
1	00001161	Bolt GB/T 5783 M16 × 40	1	
2	00001035	Spring Washer GB/T 93 16	1	
3	00000997	Flat Washer GB/T 97.1 16	1	
4	00000222	8902-16095 Pin, Lock	1	
5	00010242	895-50560 Pin, Pivot	1	
6	92029593	Shim	4	
7	92029594	Shim	4	
8	00008835	8813-506055 Sleeve Bearing	2	
9	50008157	Rod, Connection 2	1	BA22CRT BA20CRT BA18CRT
	50008360	Rod, Connection 2	1	BA16CRT
10	00000422	8813-455540 Sleeve Bearing	2	
11	00010235	895-45290 Pin, Pivot	1	
12	00002464	8902-12085 Pin, Lock	1	
13	00002046	Bolt GB/T 5783 M12 × 35	1	
14	00000815	Spring Washer GB/T 93 12	1	
15	00000814	Flat Washer GB/T 97.1 12	1	

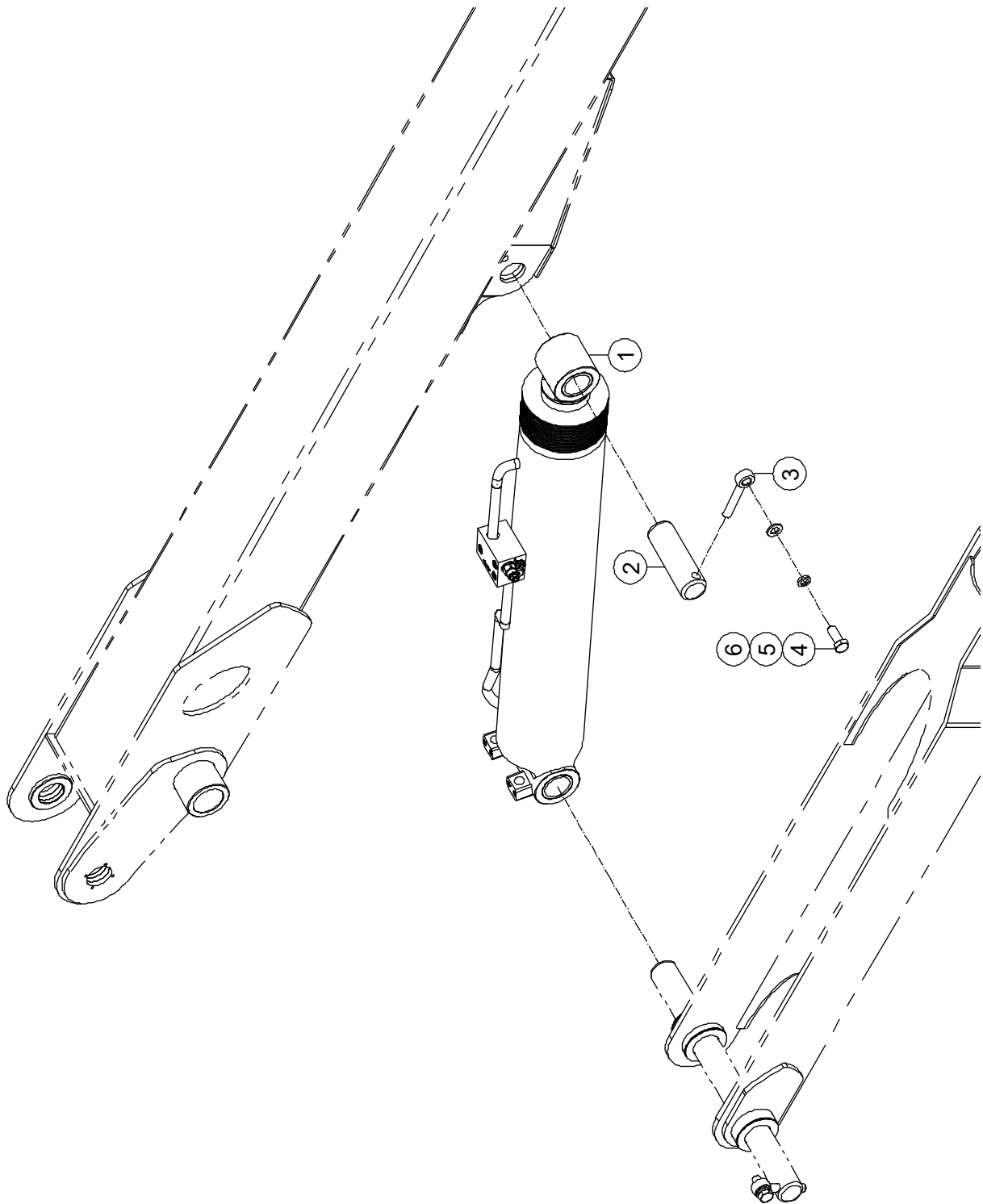
3-5 Link, Timing Installations



3-5 Link, Timing Installations

Item	Part Number	Description	Qty.	Remark
1	00000830	Screw GB/T 70.3 M6×16	24	
2	50000448	Cover	4	
3	92029593	Shim	4	
4	92029594	Shim	4	
5	00000428	8813-506060 Sleeve Bearing	4	
6	50008136	Link, Timing	1	
7	00010253	893C-50240 Pin, Pivot	1	
8	00010254	893C-50266 Pin, Pivot	1	

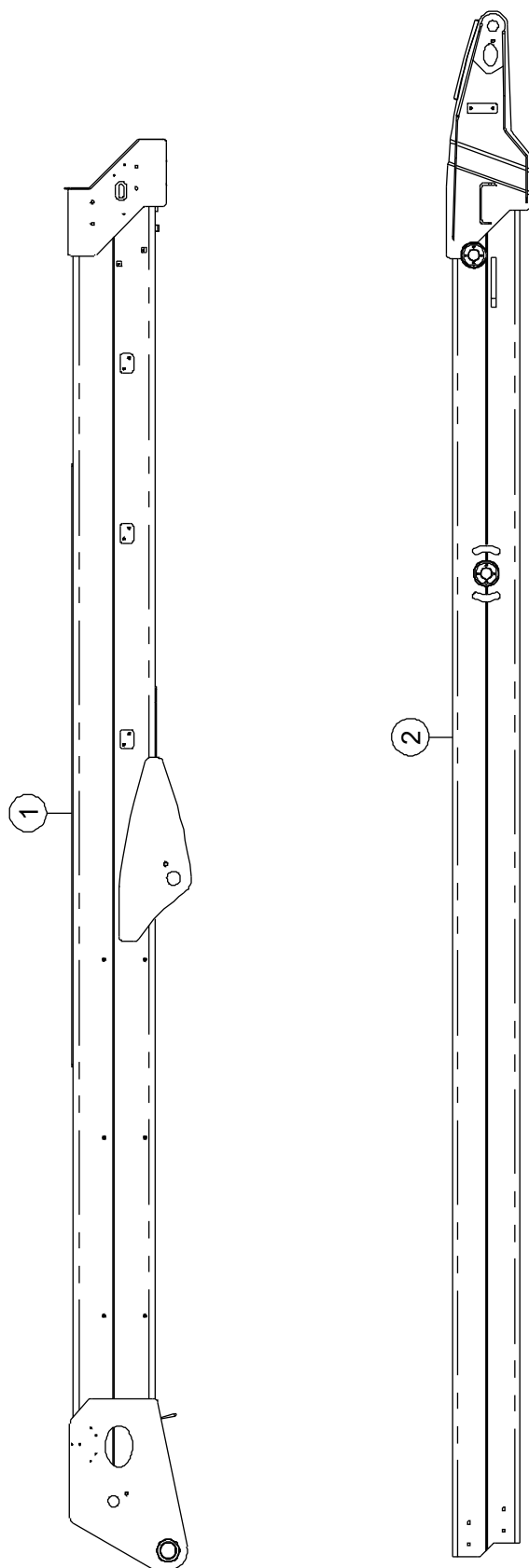
3-6 Lower Lifting Cylinder Assembly Installations



3-6 Lower Lifting Cylinder Assembly Installations

Item	Part Number	Description	Qty.	Remark
1		Lower Lifting Cylinder Assembly (<i>Refer to 5-3</i>)	1	
2	00010236	895-50142 Pin, Pivot	1	
3	00000222	8902-16095 Pin, Lock	2	
4	00001161	Bolt GB/T 5783 M16 × 40	2	
5	00001035	Spring Washer GB/T 93 16	2	
6	00000997	Flat Washer GB/T 97.1 16	2	

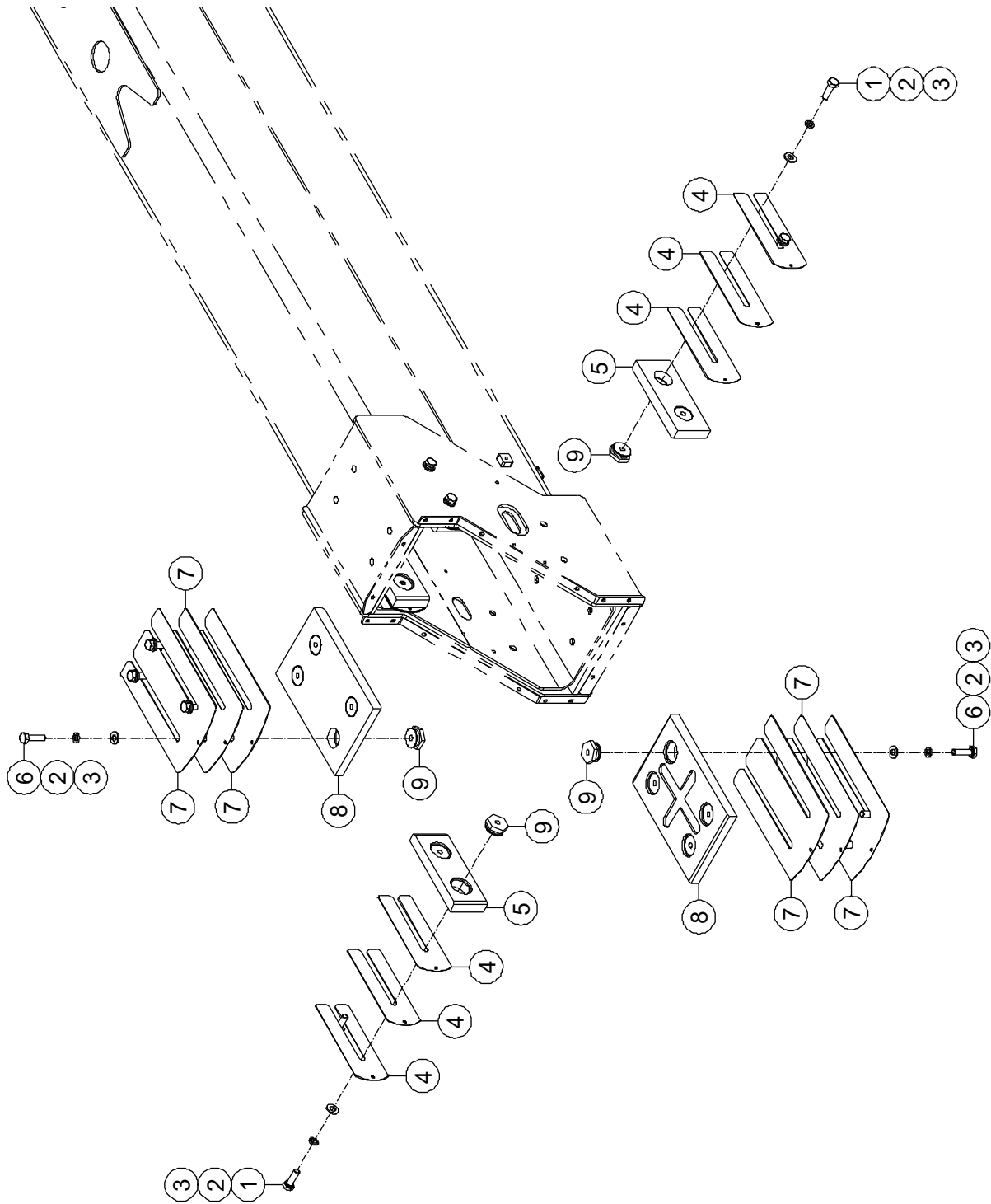
3-7 Telescopic Boom



3-7 Telescopic Boom

Item	Part Number	Description	Qty.	Remark
1	50008405	Base Boom	1	BA22CRT
	50008179	Base Boom	1	BA20CRT
	50008330	Base Boom	1	BA18CRT
	50008363	Base Boom	1	BA16CRT
2	50008409	Second Boom	1	BA22CRT
	50008208	Second Boom	1	BA20CRT
	50008334	Second Boom	1	BA18CRT
	50008367	Second Boom	1	BA16CRT

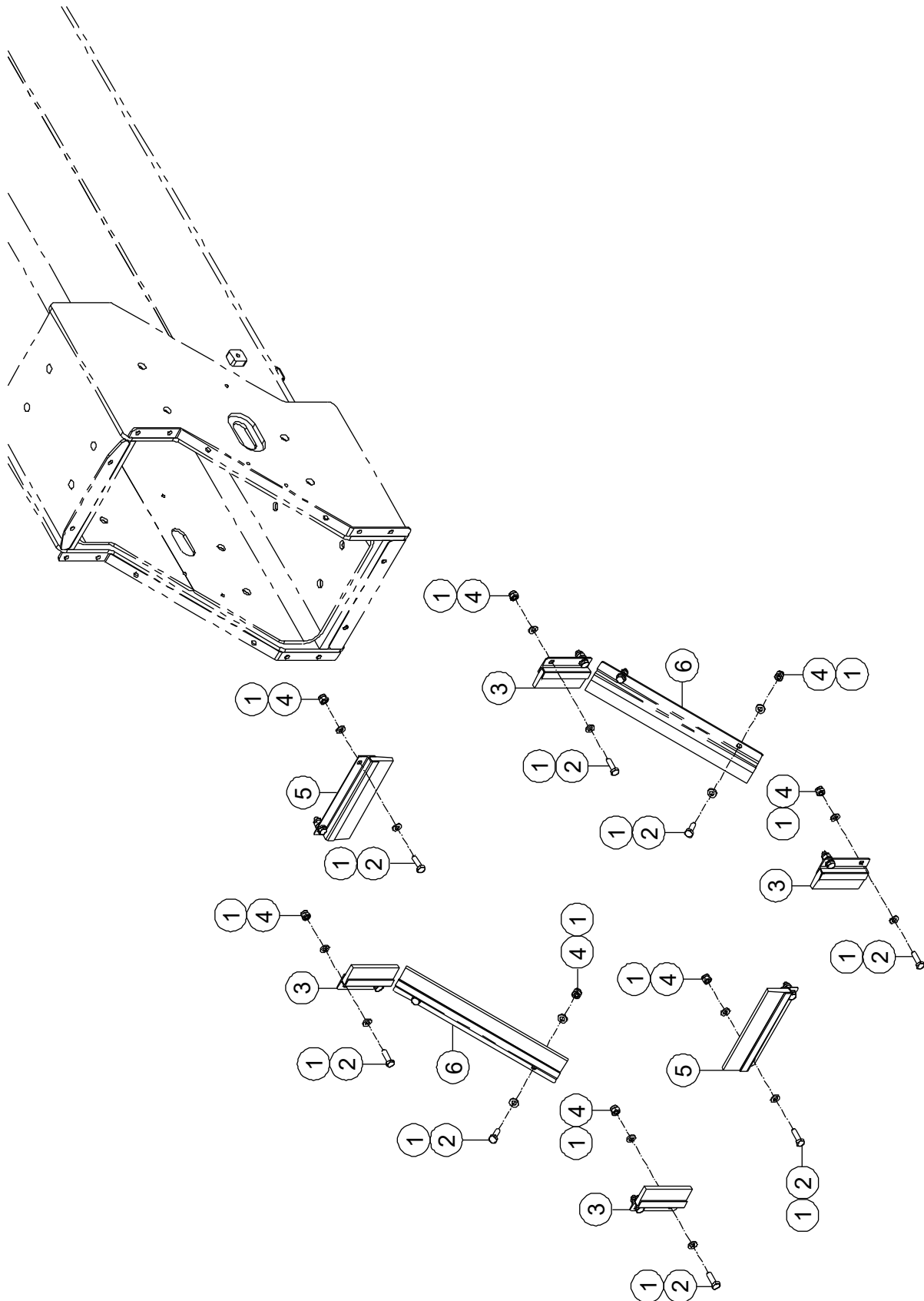
3-8 Base Boom Sliding Block Installations



3-8 Base Boom Sliding Block Installations

Item	Part Number	Description	Qty.	Remark
1	00000683	Bolt GB/T 5783 M10 × 30	8	
2	00000679	Spring Washer GB/T 93 10	16	
3	00000615	Flat Washer GB/T 97.1 10	16	
4	50000401	Shim	12	
5	50000403	Sliding Block	4	
6	00000684	Bolt GB/T 5783 M10 × 35	8	
7	50000445	Shim	6	
8	50000447	Sliding Block	2	
9	50000480	Insert	16	

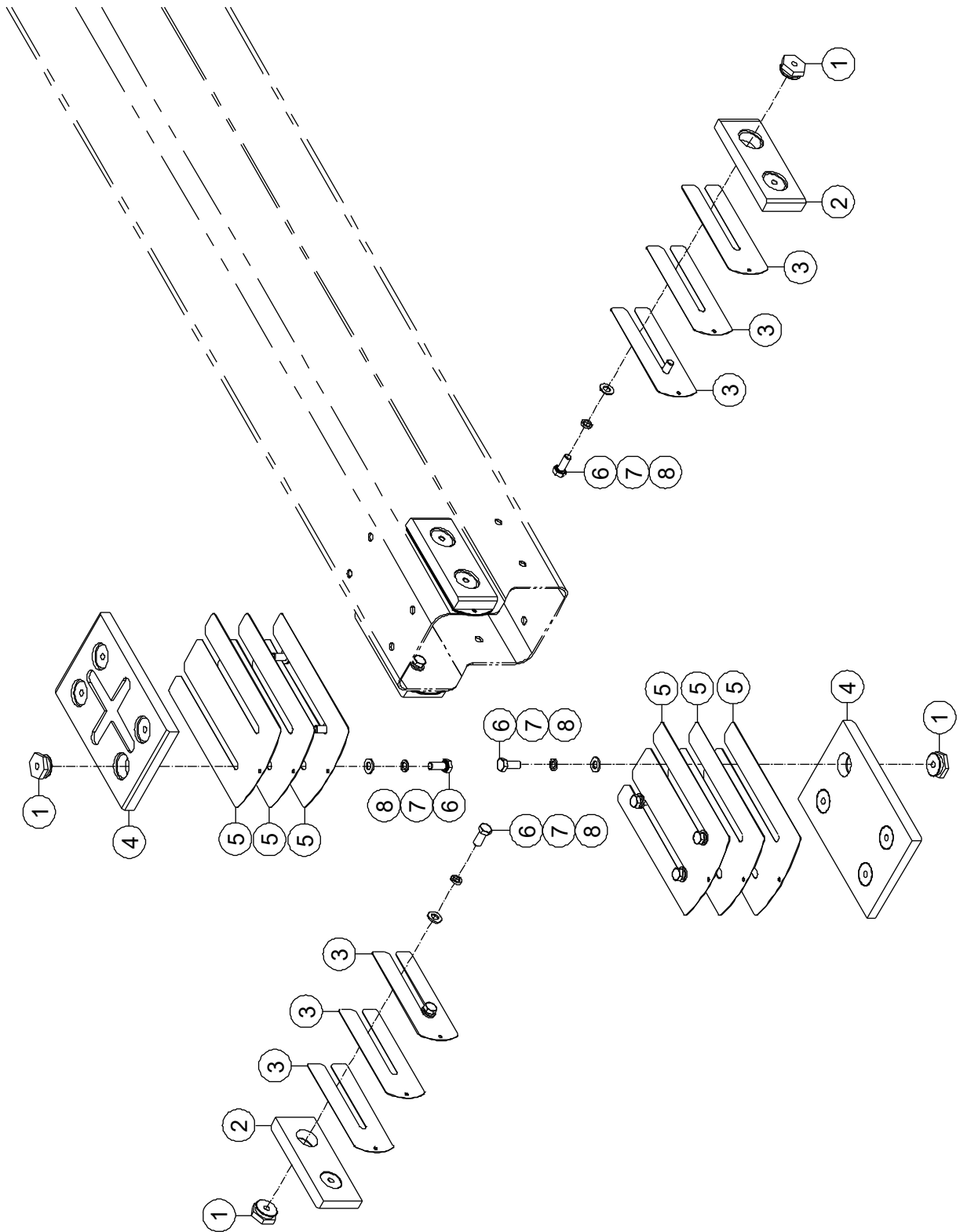
3-9 Boom Shield Installations



3-9 Boom Shield Installations

Item	Part Number	Description	Qty.	Remark
1	00000620	Flat Washer GB/T 97.1 6	32	
2	00000743	Bolt GB/T 5783 M6 × 20	16	
3	50005401	Guard	4	
4	00000742	Nut GB/T 889.1 M6	16	
5	50005400	Guard	2	
6	50005402	Guard	2	

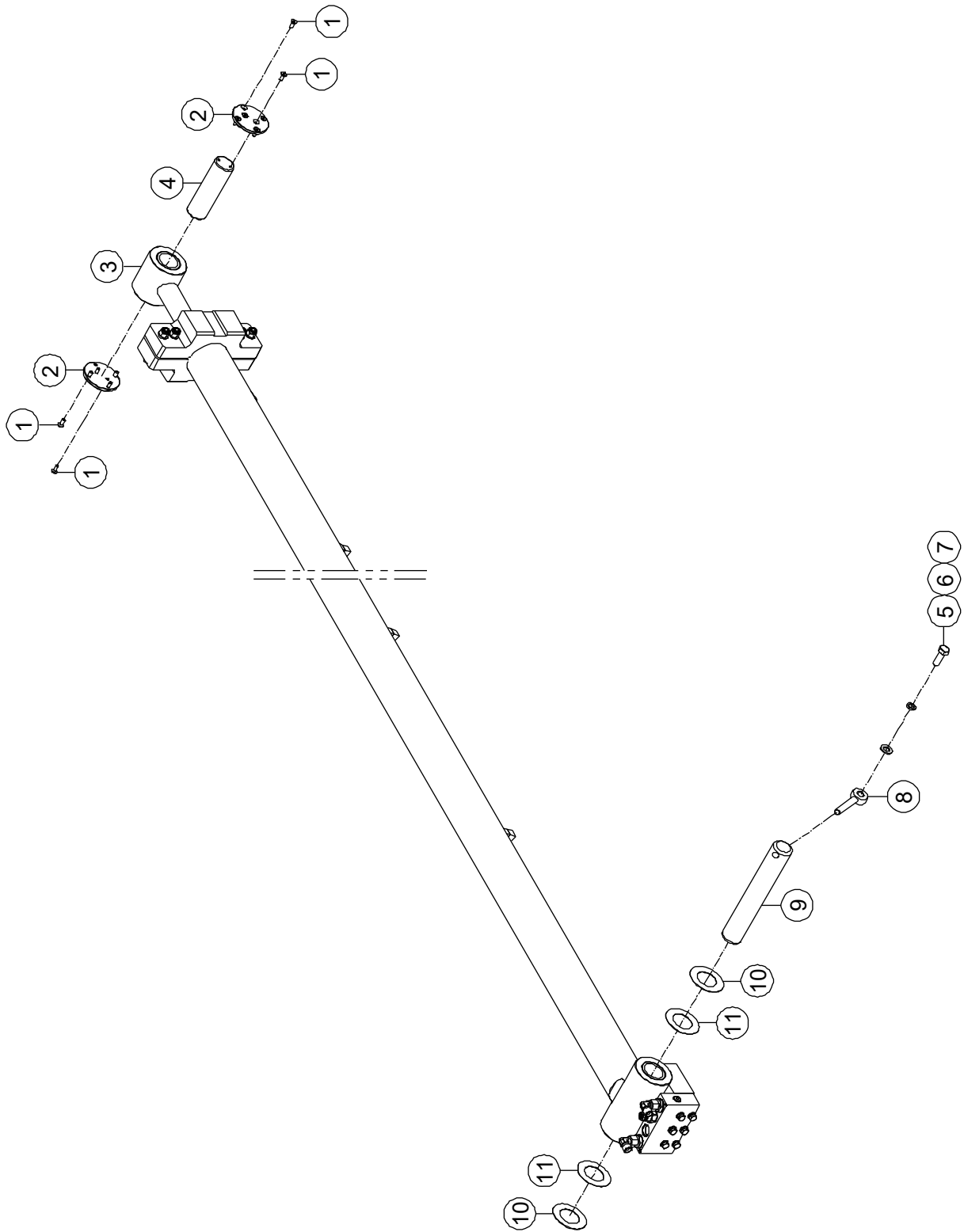
3-10 Second Boom Sliding Block Installations



3-10 Second Boom Sliding Block Installations

Item	Part Number	Description	Qty.	Remark
1	50000480	Insert	16	
2	50000403	Sliding Block	4	
3	50000401	Shim	12	
4	50000447	Sliding Block	2	
5	50000445	Shim	6	
6	00000678	Bolt GB/T 5783 M10 × 25	16	
7	00000679	Spring Washer GB/T 93 10	16	
8	00000615	Flat Washer GB/T 97.1 10	16	

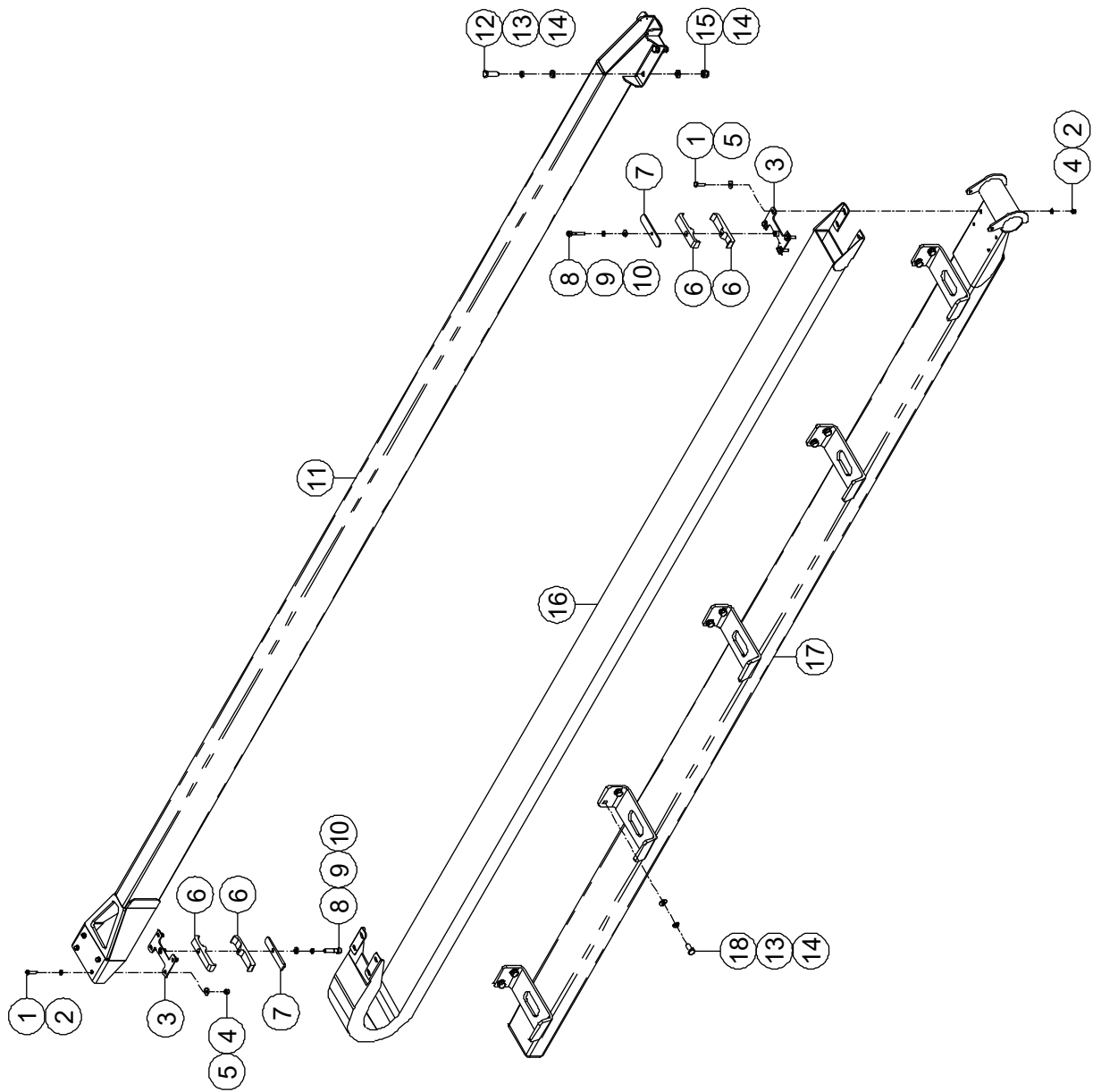
3-11 Telescope Cylinder Assembly Installations



3-11 Telescope Cylinder Assembly Installations

Item	Part Number	Description	Qty.	Remark
1	00000830	Screw GB/T 70.3 M6×16	12	
2	50000448	Cover	2	
3		Telescope Cylinder Assembly (<i>Refer to 5-5</i>)	1	
4	00000462	893C-40134 Pin, Pivot	1	
5	00002046	Bolt GB/T 5783 M12 × 35	1	
6	00000815	Spring Washer GB/T 93 12	1	
7	00000814	Flat Washer GB/T 97.1 12	1	
8	00002464	8902-12085 Pin, Lock	1	
9	00010246	895-40235 Pin, Pivot	1	
10	92029978	Shim	2	
11	92029979	Shim	2	

3-12 Carrier System Installations



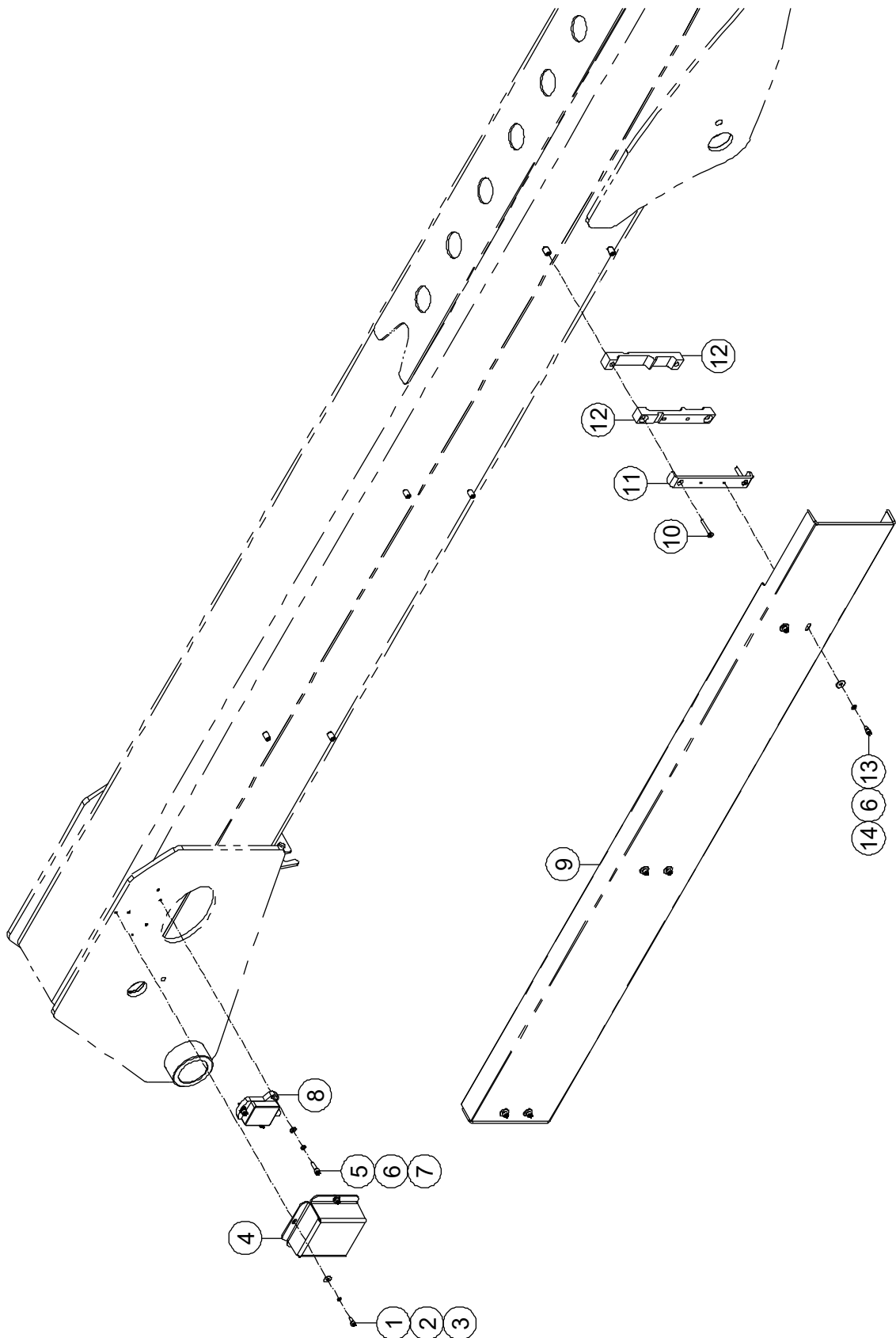
3-12 Carrier System Installations

Item	Part Number	Description	Qty.	Remark
1	00000619	Bolt GB/T 5783 M6 × 25	8	
2	00000620	Flat Washer GB/T 97.1 6	8	
3	50000364	Plate, Weldment	2	
4	00000742	Nut GB/T 889.1 M6	8	
5	00002583	Flat Washer GB/T 96.1 6	8	
6	50000367	Clamp	4	
7	50000368	Plate	2	
8	00000744	Screw GB/T 70 M8 × 40	2	
9	00000609	Spring Washer GB/T 93 8	2	
10	00000608	Flat Washer GB/T 97.1 8	2	
11	50008919	Support	1	BA22CRT
	50008043	Support	1	BA20CRT
	50008341	Support	1	BA18CRT
	50008374	Support	1	BA16CRT
12	00000684	Bolt GB/T 5783 M10 × 35	4	
13	00000679	Spring Washer GB/T 93 10	12	BA22CRT
	00000679	Spring Washer GB/T 93 10	10	BA20CRT BA18CRT
	00000679	Spring Washer GB/T 93 10	8	BA16CRT
14	00000615	Flat Washer GB/T 97.1 10	16	BA22CRT
	00000615	Flat Washer GB/T 97.1 10	14	BA20CRT BA18CRT
	00000615	Flat Washer GB/T 97.1 10	12	BA16CRT
15	00000682	Nut GB/T 889.1 M10	4	
16	50008020	Chain	1	BA22CRT
	50008045	Chain	1	BA20CRT
	50008343	Chain	1	BA18CRT
	50008376	Chain	1	BA16CRT
17	50008016	Support	1	BA22CRT
	50008041	Support	1	BA20CRT

3-12 Carrier System Installations (Continued)

Item	Part Number	Description	Qty.	Remark
17	50008339	Support	1	BA18CRT
	50008372	Support	1	BA16CRT
18	00000674	Bolt GB/T 5783 M10 × 20	8	BA22CRT
	00000674	Bolt GB/T 5783 M10 × 20	6	BA20CRT BA18CRT
	00000674	Bolt GB/T 5783 M10 × 20	4	BA16CRT

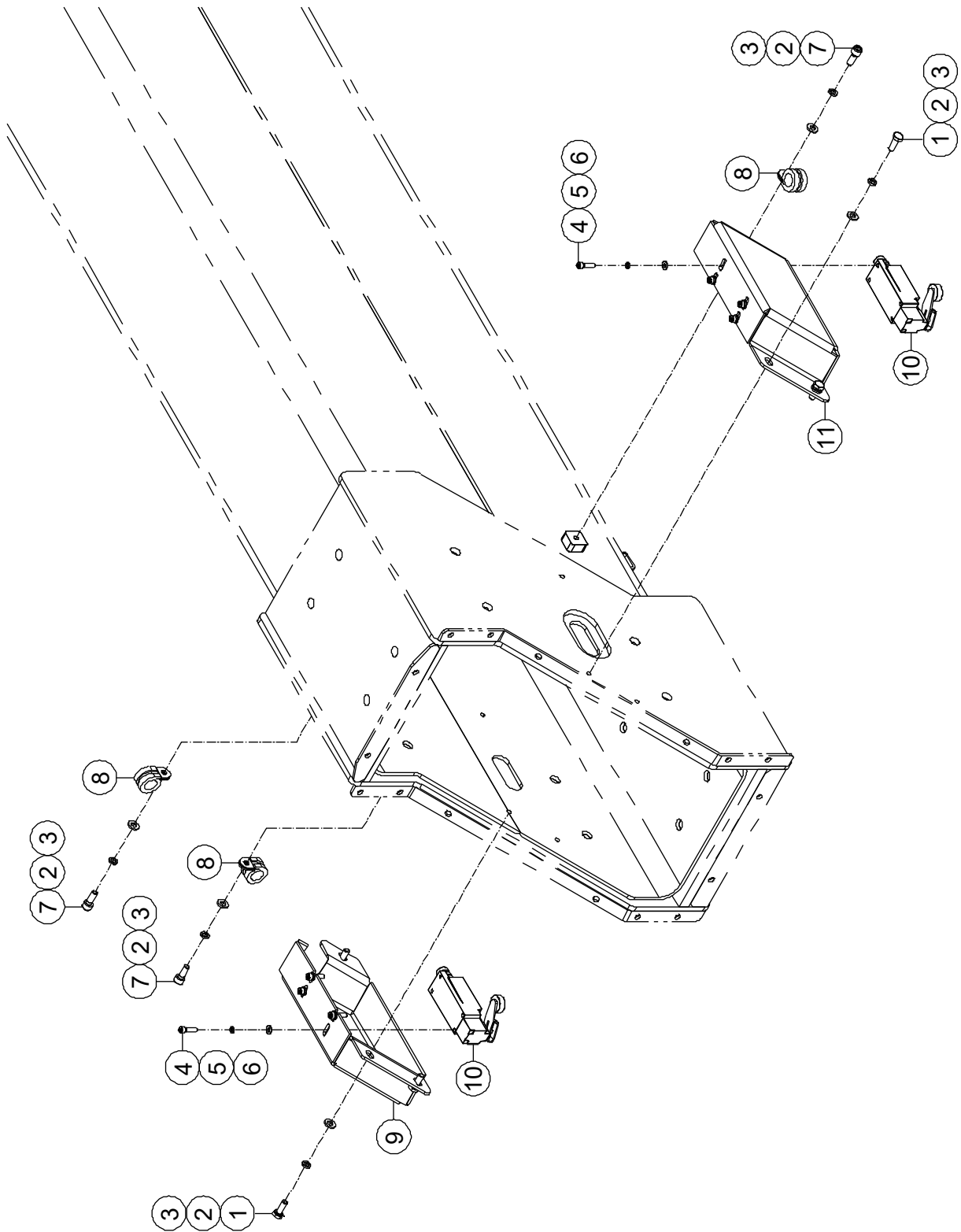
3-13 Base Boom Accessories Installations 1



3-13 Base Boom Accessories Installations 1

Item	Part Number	Description	Qty.	Remark
1	00001252	Screw GB/T 70 M5 × 12	3	
2	00000606	Spring Washer GB/T 93 5	3	
3	00003545	Flat Washer GB/T 96.1 5	3	
4	50000468	Cover, Sensor	1	
5	00000774	Screw GB/T 70 M6 × 20	3	
6	00000621	Spring Washer GB/T 93 6	11	BA22CRT
	00000621	Spring Washer GB/T 93 6	9	BA20CRT BA18CRT BA16CRT
7	00000620	Flat Washer GB/T 97.1 6	3	
8	00010740	Sensor, Angle	1	
9	50008414	Cover	1	BA22CRT
	50007999	Cover	1	BA20CRT
	50008346	Cover	1	BA18CRT BA16CRT
10	00000834	Screw GB/T 70.3 M6×40	8	BA22CRT
	00000834	Screw GB/T 70.3 M6×40	6	BA20CRT BA18CRT BA16CRT
11	50007931	Clamp	4	BA22CRT
	50007931	Clamp	3	BA20CRT BA18CRT BA16CRT
12	50007930	Plate	8	BA22CRT
	50007930	Plate	6	BA20CRT BA18CRT BA16CRT
13	00008512	Screw GB/T 70 M6 × 10	8	BA22CRT
	00008512	Screw GB/T 70 M6 × 10	6	BA20CRT BA18CRT BA16CRT
14	00002583	Flat Washer GB/T 96.1 6	8	BA22CRT
	00002583	Flat Washer GB/T 96.1 6	6	BA20CRT BA18CRT BA16CRT

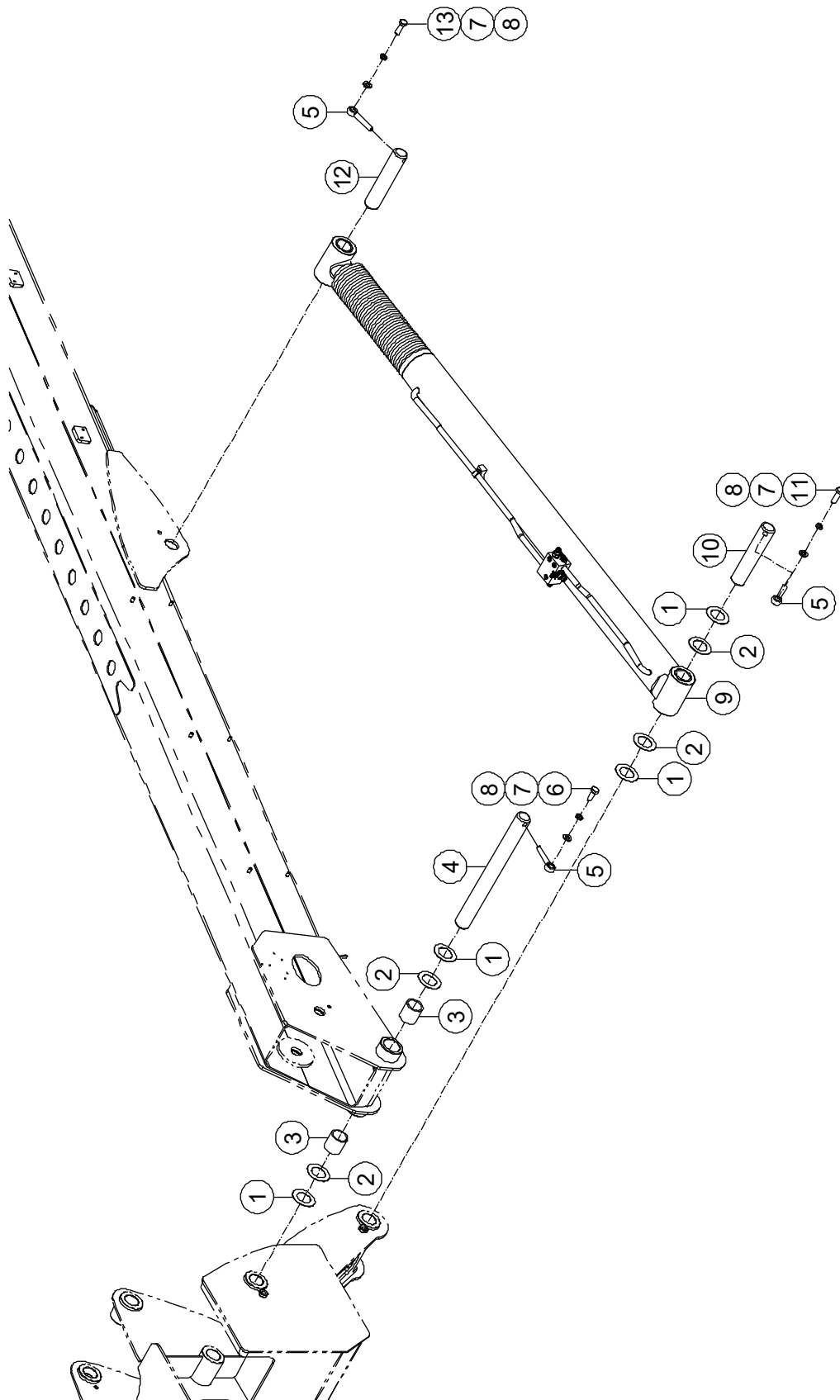
3-14 Base Boom Accessories Installations 2



3-14 Base Boom Accessories Installations 2

Item	Part Number	Description	Qty.	Remark
1	00000818	Bolt GB/T 5783 M6 × 16	6	
2	00000621	Spring Washer GB/T 93 6	9	BA22CRT BA20CRT
	00000621	Spring Washer GB/T 93 6	8	BA18CRT BA16CRT
3	00000620	Flat Washer GB/T 97.1 6	9	BA22CRT BA20CRT
	00000620	Flat Washer GB/T 97.1 6	8	BA18CRT BA16CRT
4	00000604	Screw GB/T 70.1 M4×16	8	
5	00000779	Spring Washer GB/T 93 4	8	
6	00000778	Flat Washer GB/T 97.1 4	8	
7	00000876	Screw GB/T 70 M6 × 16	3	BA22CRT BA20CRT
	00000876	Screw GB/T 70 M6 × 16	2	BA18CRT BA16CRT
8	92100579	Clamp	3	BA22CRT BA20CRT
	92100579	Clamp	2	BA18CRT BA16CRT
9	50005469	Plate, Bracket	1	
10	00000748	Switch, Limit	2	
11	50008820	Plate, Bracket	1	

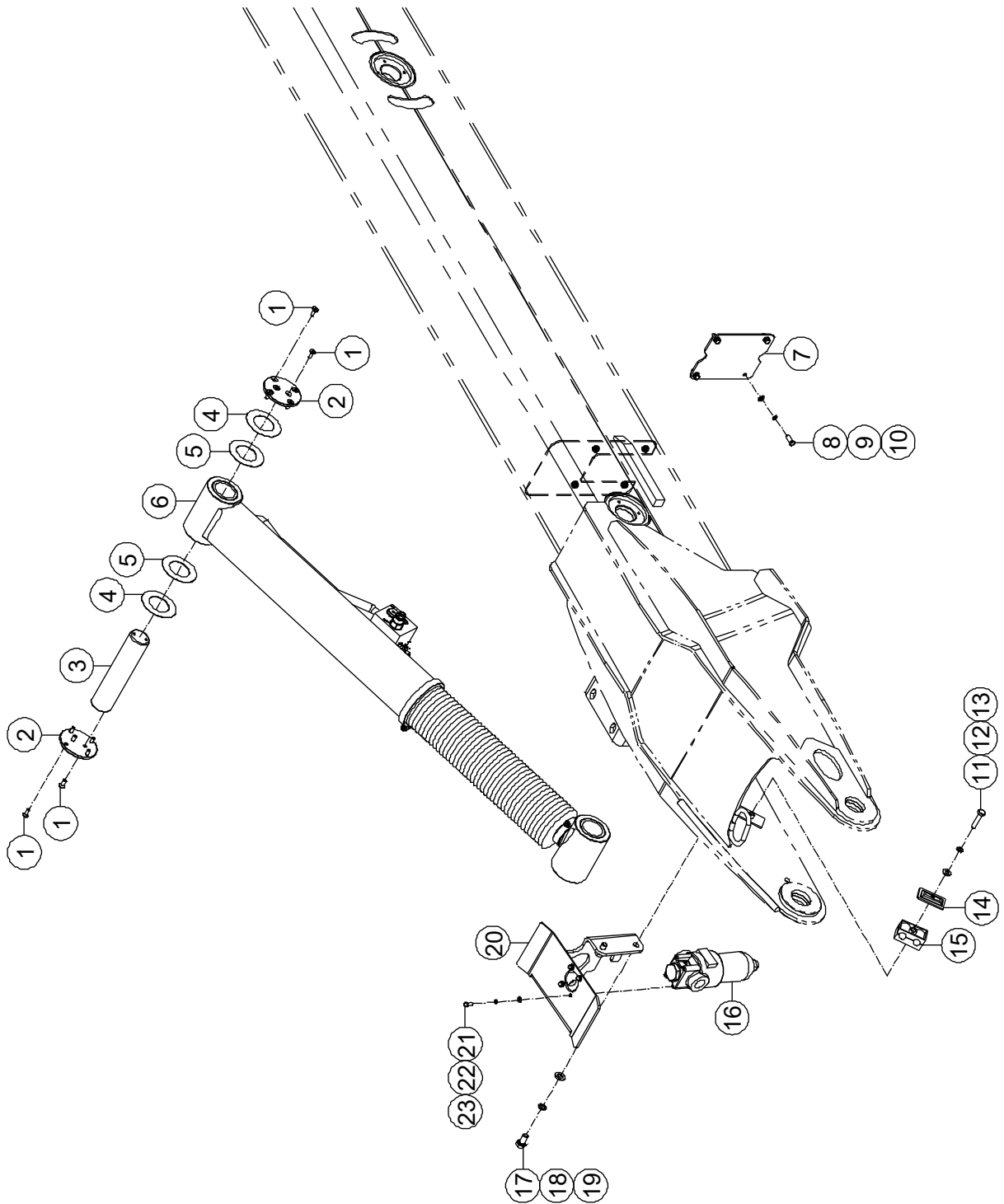
3-15 Upper Lifting Cylinder Assembly Installations



3-15 Upper Lifting Cylinder Assembly Installations

Item	Part Number	Description	Qty.	Remark
1	92029593	Shim	4	
2	92029594	Shim	4	
3	00000428	8813-506060 Sleeve Bearing	2	
4	00000139	895-50500 Pin, Pivot	1	
5	00000222	8902-16095 Pin, Lock	3	
6	00001161	Bolt GB/T 5783 M16 × 40	1	
7	00001035	Spring Washer GB/T 93 16	3	
8	00000997	Flat Washer GB/T 97.1 16	3	
9		Upper Lifting Cylinder Assembly (<i>Refer to 5-4</i>)	1	
10	00010238	895-50243 Pin, Pivot	1	
11	00001036	Bolt GB/T 5783 M16 × 50	1	
12	00010237	895-50235 Pin, Pivot	1	
13	00001057	Bolt GB/T 5783 M16 × 45	1	

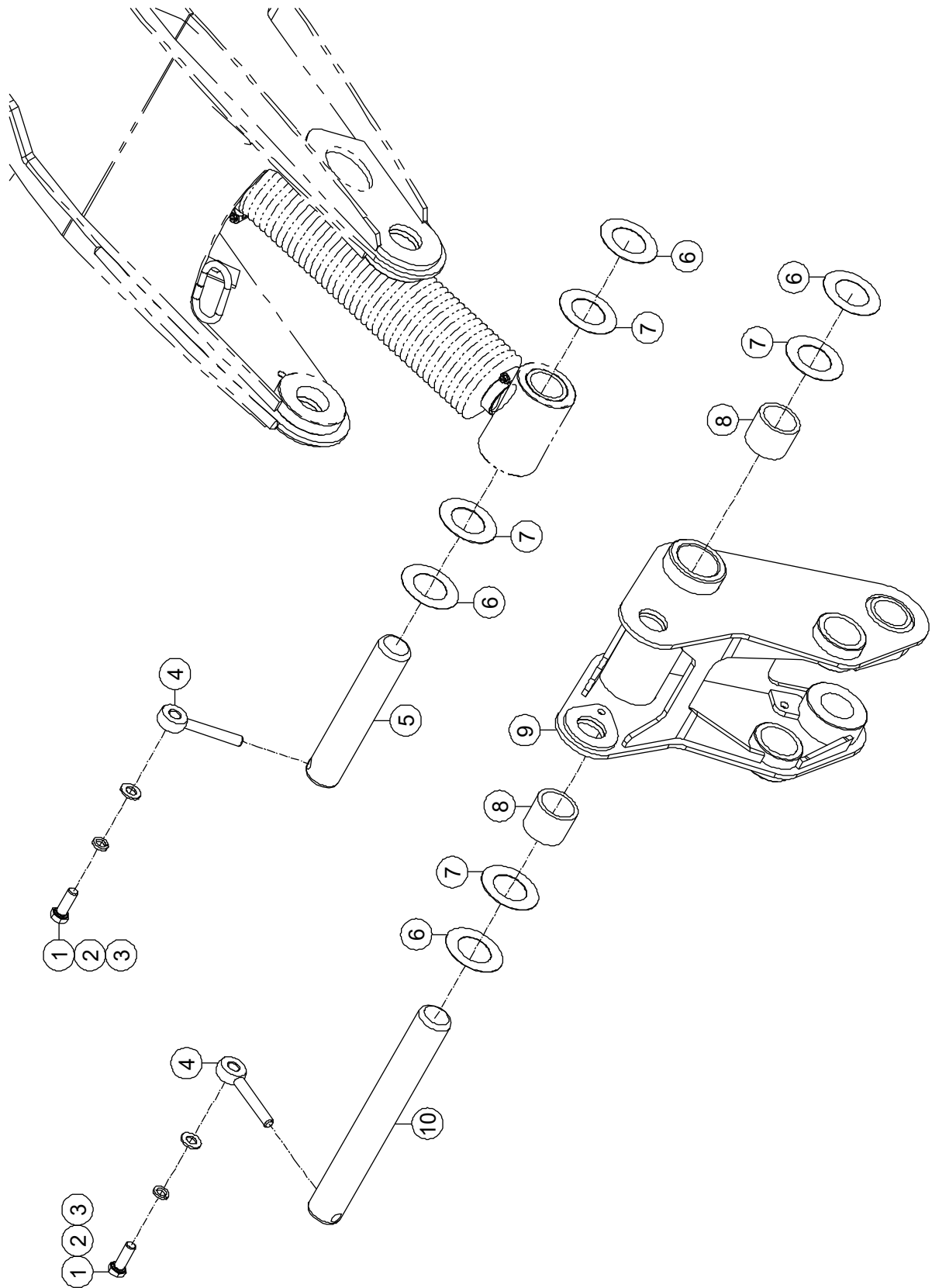
3-16 JIB Leveling Cylinder Assembly Installations



3-16 JIB Leveling Cylinder Assembly Installations

Item	Part Number	Description	Qty.	Remark
1	00000830	Screw GB/T 70.3 M6×16	12	
2	50000448	Cover	2	
3	00000462	893C-40134 Pin, Pivot	1	
4	92029979	Shim	2	
5	92029978	Shim	2	
6		JIB Leveling Cylinder Assembly (<i>Refer to 5-6</i>)	1	
7	50008234	Cover	1	
8	00000818	Bolt GB/T 5783 M6 × 16	4	
9	00000621	Spring Washer GB/T 93 6	4	
10	00000620	Flat Washer GB/T 97.1 6	4	
11	00002488	Bolt GB/T 5783 M8 × 35	1	
12	00000609	Spring Washer GB/T 93 8	1	
13	00000608	Flat Washer GB/T 97.1 8	1	
14	90001243	Plate	1	
15	00008962	Clamp	1	
16	93000393	Pressure Filter	1	
17	00000674	Bolt GB/T 5783 M10 × 20	2	
18	00000679	Spring Washer GB/T 93 10	2	
19	00000615	Flat Washer GB/T 97.1 10	2	
20	50007947	Support	1	
21	00002246	Bolt GB/T 5783 M5 × 12	4	
22	00000606	Spring Washer GB/T 93 5	4	
23	00000605	Flat Washer GB/T 97.1 5	4	

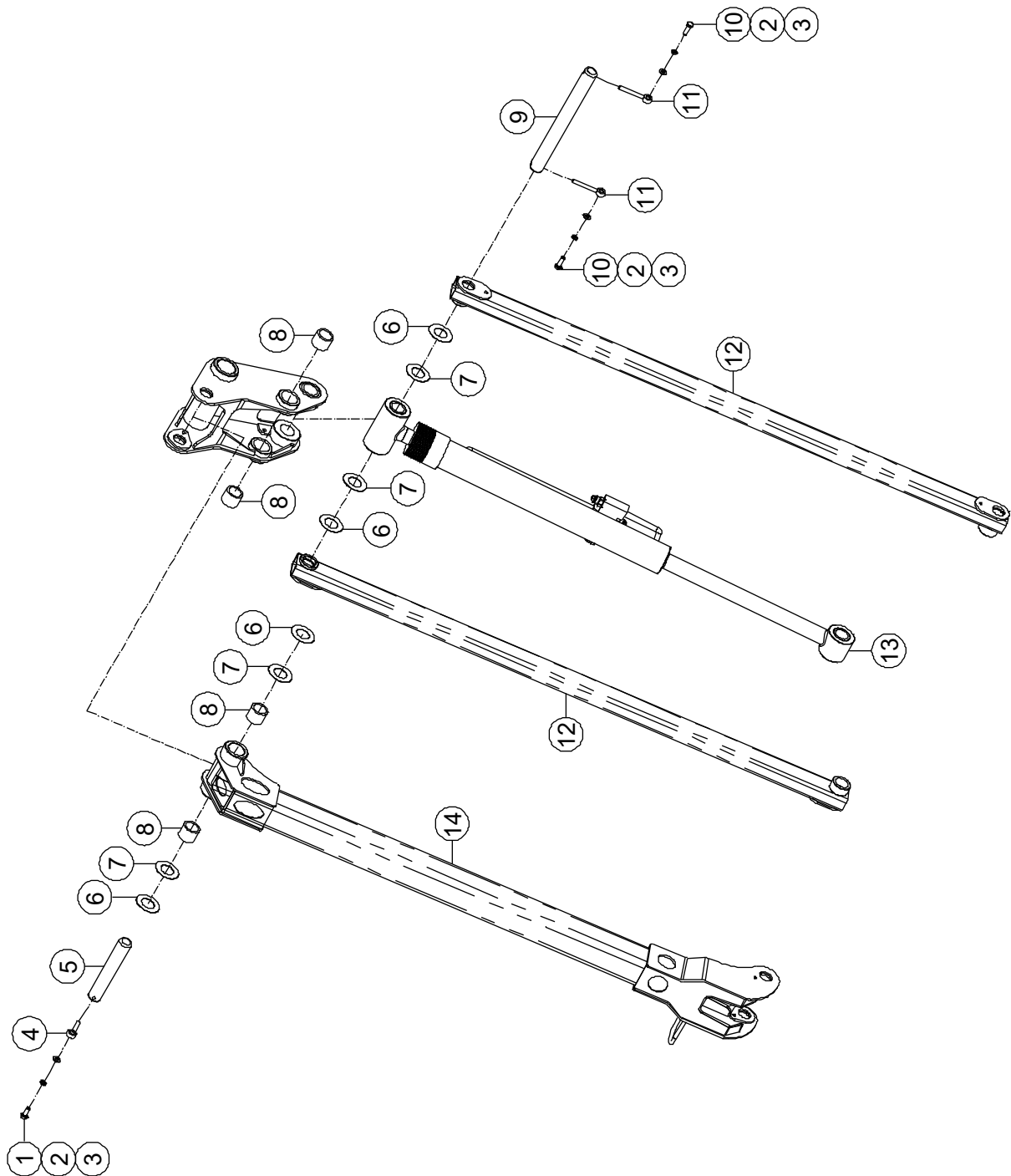
3-17 Telescopic Boom and Articulating JIB Installations



3-17 Telescopic Boom and Articulating JIB Installations

Item	Part Number	Description	Qty.	Remark
1	00002046	Bolt GB/T 5783 M12 × 35	2	
2	00000815	Spring Washer GB/T 93 12	2	
3	00000814	Flat Washer GB/T 97.1 12	2	
4	00002464	8902-12085 Pin, Lock	2	
5	00010245	895-40195 Pin, Pivot	1	
6	92029979	Shim	4	
7	92029978	Shim	4	
8	00000419	8813-405040 Sleeve Bearing	2	
9	50008071	Junction	1	
10	00010248	895-40282 Pin, Pivot	1	

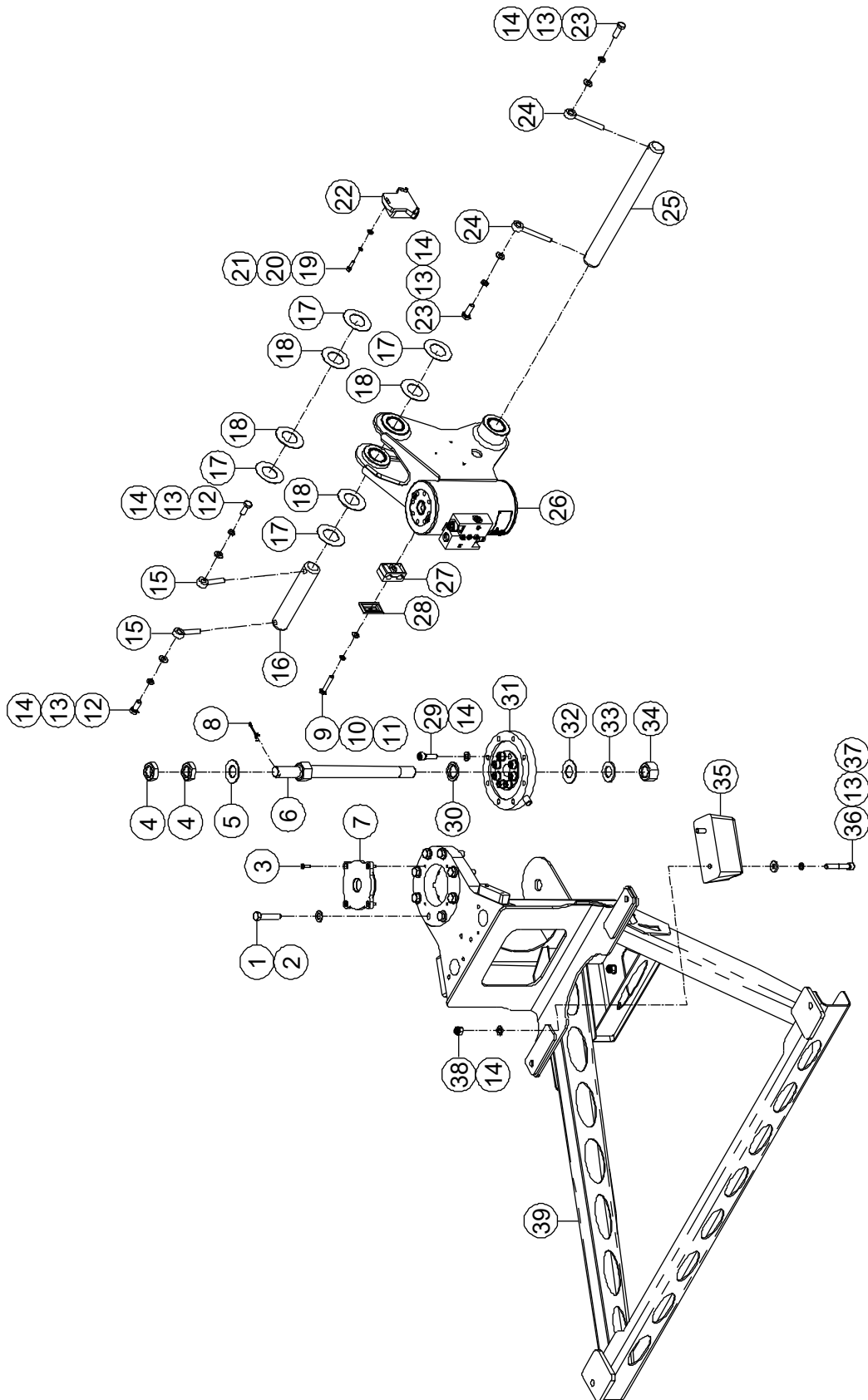
3-18 Articulating JIB Installations



3-18 Articulating JIB Installations

Item	Part Number	Description	Qty.	Remark
1	00000678	Bolt GB/T 5783 M10 × 25	1	
2	00000679	Spring Washer GB/T 93 10	3	
3	00000615	Flat Washer GB/T 97.1 10	3	
4	00000219	8902-10060 Pin, Lock	1	
5	00010244	895-35193 Pin, Pivot	1	
6	50007717	Shim	4	
7	50007716	Shim	4	
8	00000416	8813-354535 Sleeve Bearing	4	
9	00010232	897-35330 Pin, Pivot	1	
10	00000683	Bolt GB/T 5783 M10 × 30	2	
11	00000220	8902-10080 Pin, Lock	2	
12	50007692	Linker, Lower	2	
13		JIB Lifting Cylinder Assembly (<i>Refer to 5-7</i>)	1	
14	50007701	Linker, Upper	1	

3-19 Rotate Cylinder Assembly Installations



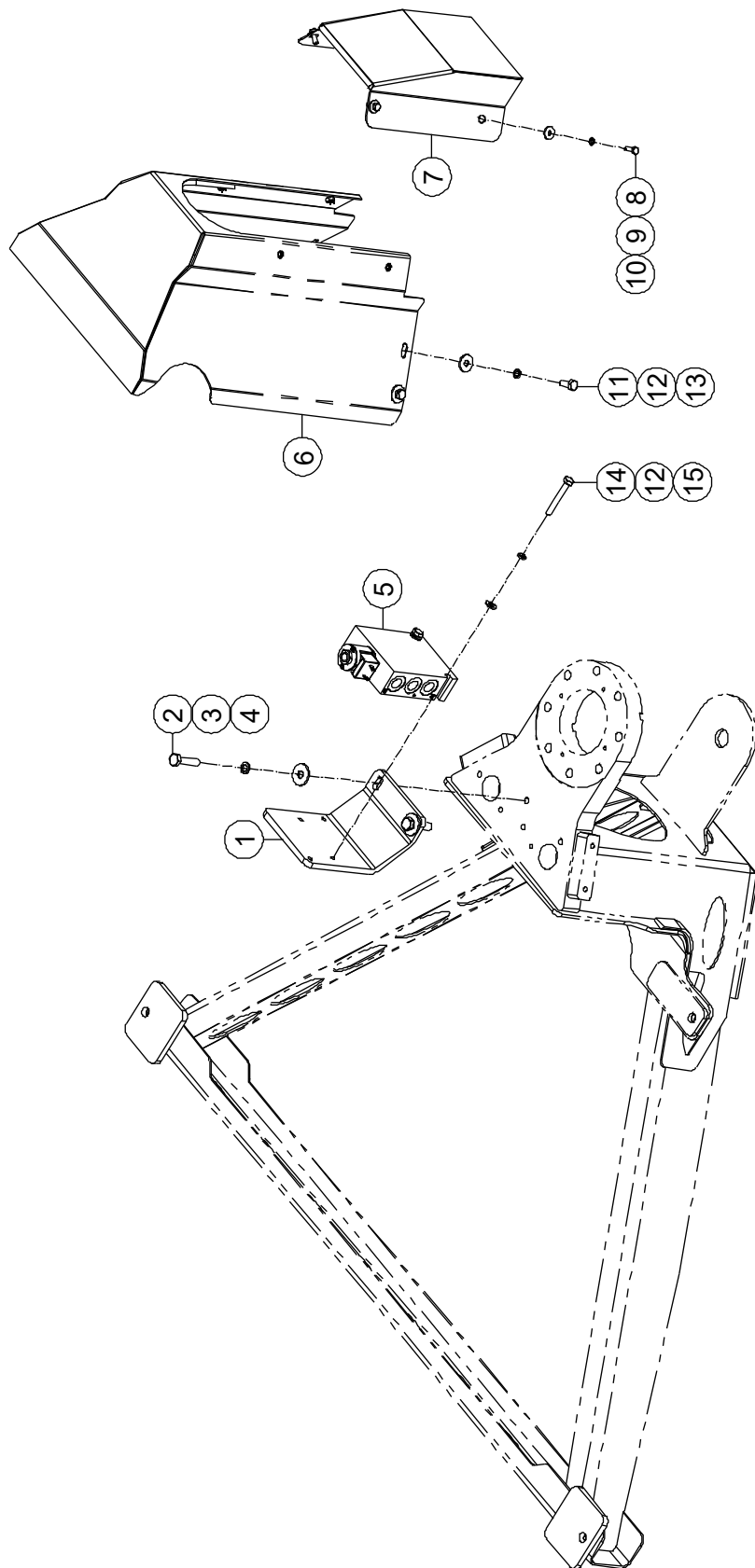
3-19 Rotate Cylinder Assembly Installations

Item	Part Number	Description	Qty.	Remark
1	00002923	Bolt GB/T 5783 M12 × 55	8	
2	00000814	Flat Washer GB/T 97.1 12	8	
3	00000831	Screw GB/T 70.3 M6×20	4	
4	00007853	Nut GB/T 6173 M24×2	2	
5	00007974	Disc Spring B 50 GB/T 1972	1	
6	92100986	Pin, Pivot	1	
7	92100987	Cover	1	
8	00002405	Cotter Pin GB/T 91 4 × 32	1	
9	00002607	Bolt GB/T 5783 M8 × 45	1	
10	00000609	Spring Washer GB/T 93 8	1	
11	00000608	Flat Washer GB/T 97.1 8	1	
12	00000678	Bolt GB/T 5783 M10 × 25	2	
13	00000679	Spring Washer GB/T 93 10	8	
14	00000615	Flat Washer GB/T 97.1 10	16	
15	00000219	8902-10060 Pin, Lock	2	
16	00010374	897-35156 Pin, Pivot	1	
17	50007717	Shim	4	
18	50007716	Shim	4	
19	00000774	Screw GB/T 70 M6 × 20	3	
20	00000621	Spring Washer GB/T 93 6	3	
21	00000620	Flat Washer GB/T 97.1 6	3	
22	00002916	Angle sensor	1	
23	00000683	Bolt GB/T 5783 M10 × 30	2	
24	00000220	8902-10080 Pin, Lock	2	
25	00010232	897-35330 Pin, Pivot	1	
26	00010220	Rotate Cylinder Assembly	1	
27	00008962	Clam	1	
28	90001243	Plate	1	
29	00002238	Screw GB/T 70 M10 × 35	8	

3-19 Rotate Cylinder Assembly Installations (Continued)

Item	Part Number	Description	Qty.	Remark
30	92100206	Washer	1	
31	00006204	Load Sensor	1	
32	92101369	Washer	1	
33	00001159	Flat Washer GB/T 97.1 24	1	
34	00006420	Nut GB/T 6176 M24×2	1	
35	10000041	Plate, Rubber	2	
36	00000614	Screw GB/T 70 M10 × 60	4	
37	92100049	Washer	4	
38	00000623	Nut GB/T 6182 M10	4	
39	92100269	Support	1	

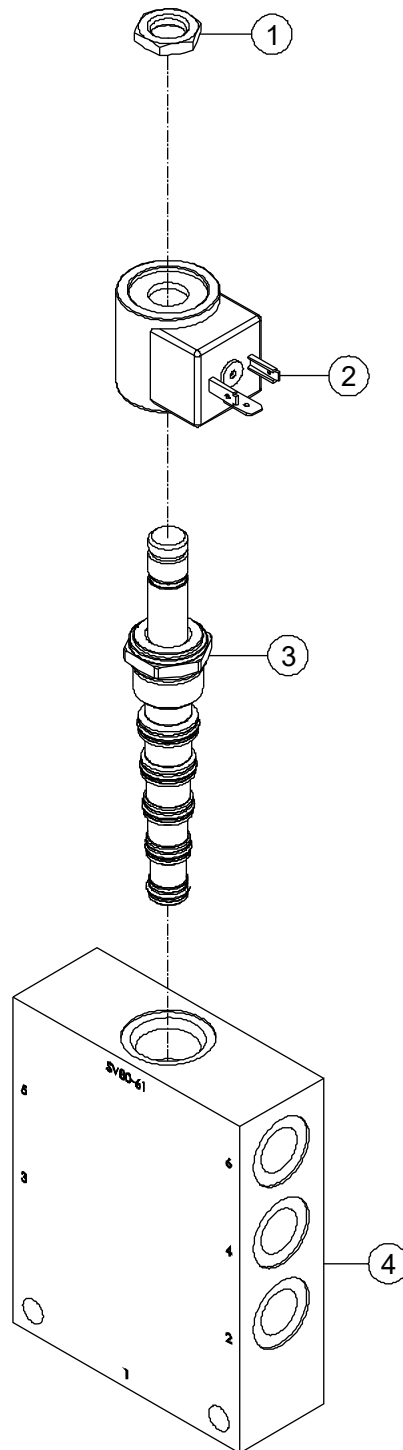
3-20 Articulating JIB Valve Block Installations



3-20 Articulating JIB Valve Block Installations

Item	Part Number	Description	Qty.	Remark
1	50008807	Support	1	
2	00001041	Bolt GB/T 5783 M10 × 40	2	
3	00000679	Spring Washer GB/T 93 10	2	
4	00001028	Flat Washer GB/T 96.1 10	2	
5	00000505	Valve Block (<i>Refer to 3-21</i>)	1	Alternative
	00009256	Directional Valve Assembly (<i>Refer to 3-22</i>)	1	
6	92049154	Housing	1	
7	92101000	Housing	1	
8	00000818	Bolt GB/T 5783 M6 × 16	4	
9	00000621	Spring Washer GB/T 93 6	4	
10	00002583	Flat Washer GB/T 96.1 6	4	
11	00000875	Bolt GB/T 5783 M8 × 20	4	
12	00000609	Spring Washer GB/T 93 8	6	
13	00002000	Flat Washer GB/T 96.1 8	4	
14	00001985	Bolt GB/T 5782 M8 × 55	2	
15	00000608	Flat Washer GB/T 97.1 8	2	

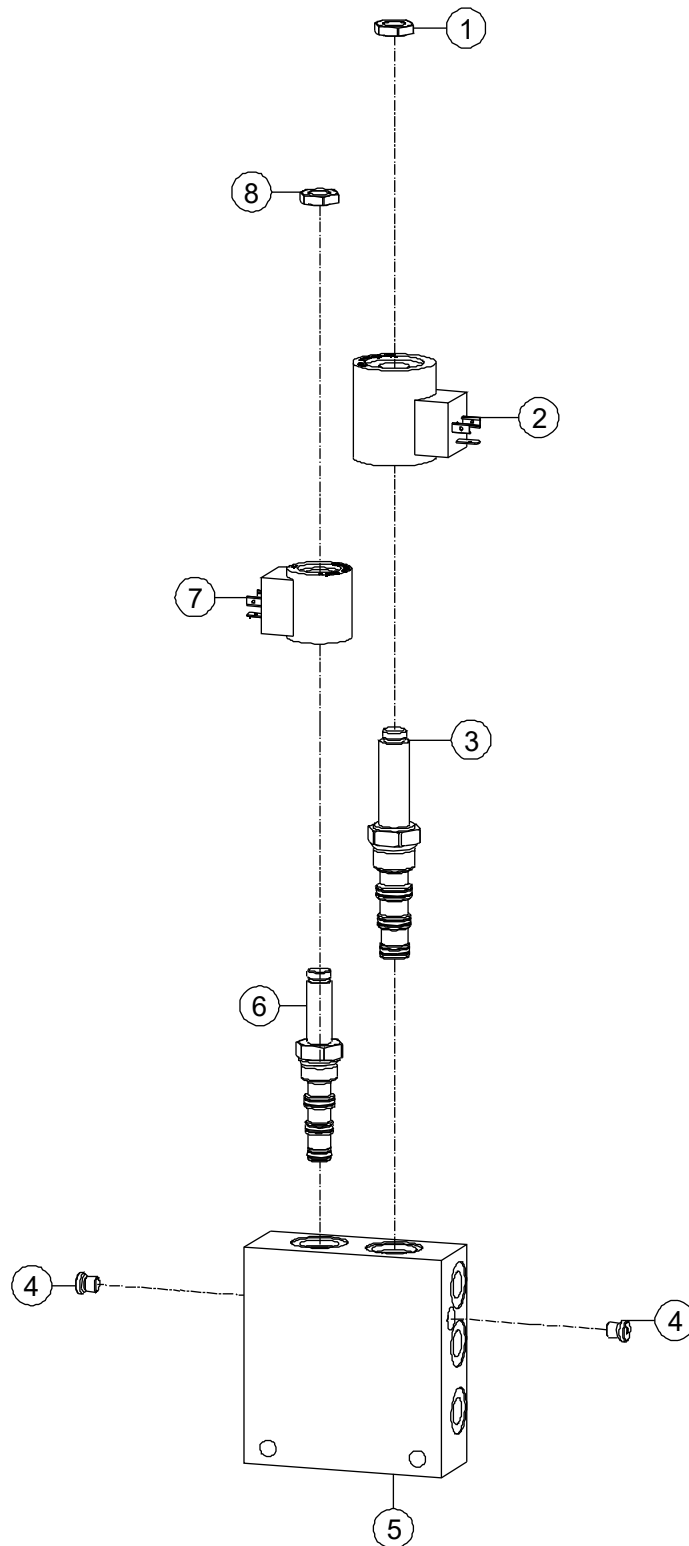
3-21 Directional Valve Assembly



3-21 Directional Valve Assembly

Item	Part Number	Description	Qty.	Remark
1	00003017	Nut	1	
2	00002043	Coil	1	
3	00003595	Cartridge without Coil	1	
4	00003598	Body	1	

3-22 Directional Valve Assembly

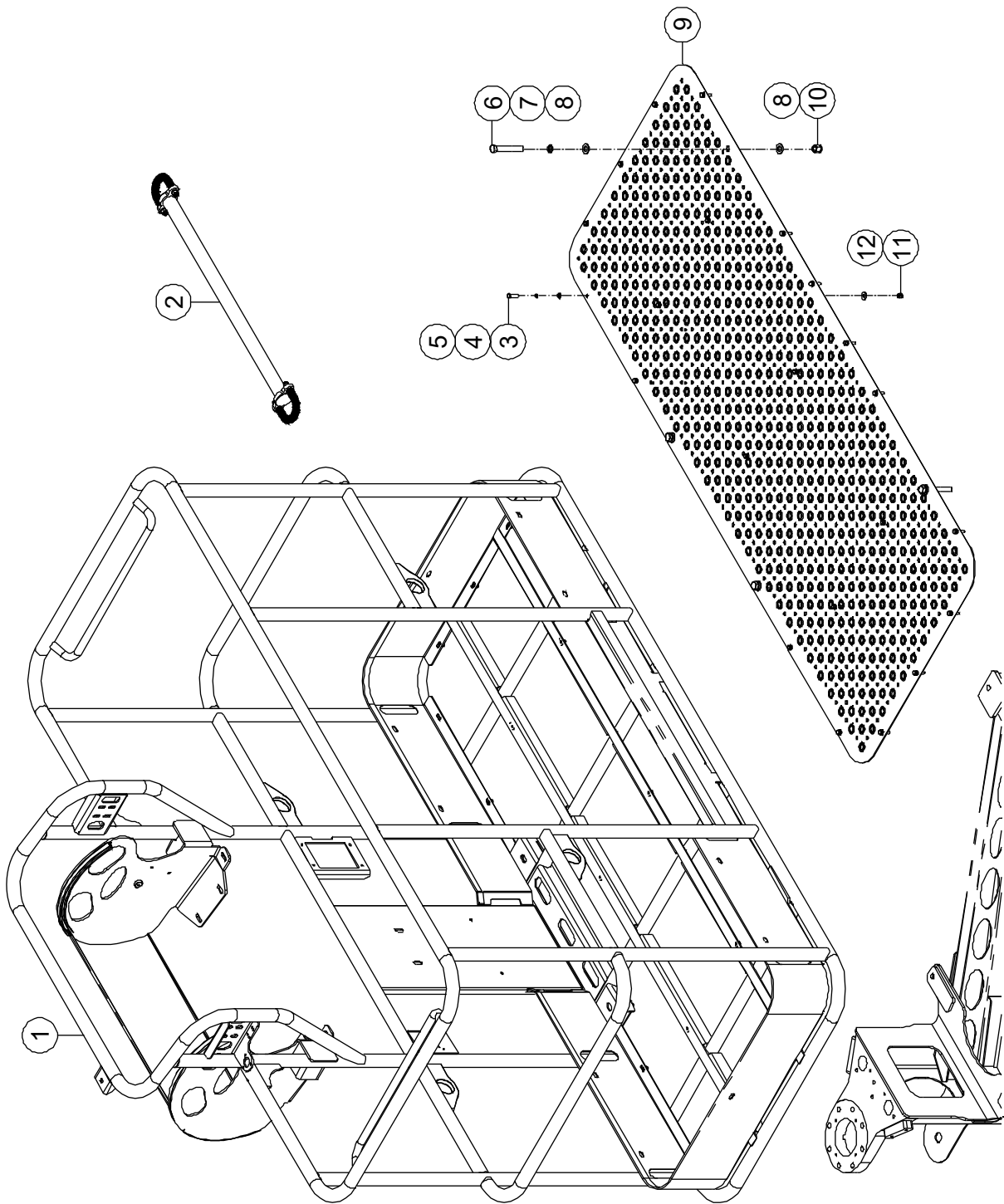


3-22 Directional Valve Assembly

Item	Part Number	Description	Qty.	Remark
1	00009502	Nut	1	
2	00009506	Coil	1	
3	00009504	Cartridge without Coil	1	
4	00002999	Plug	2	
5	00009508	Body	1	
6	00009505	Cartridge without Coil	1	
7	00009507	Coil	1	
8	00009503	Nut	1	

Section 4 Platform

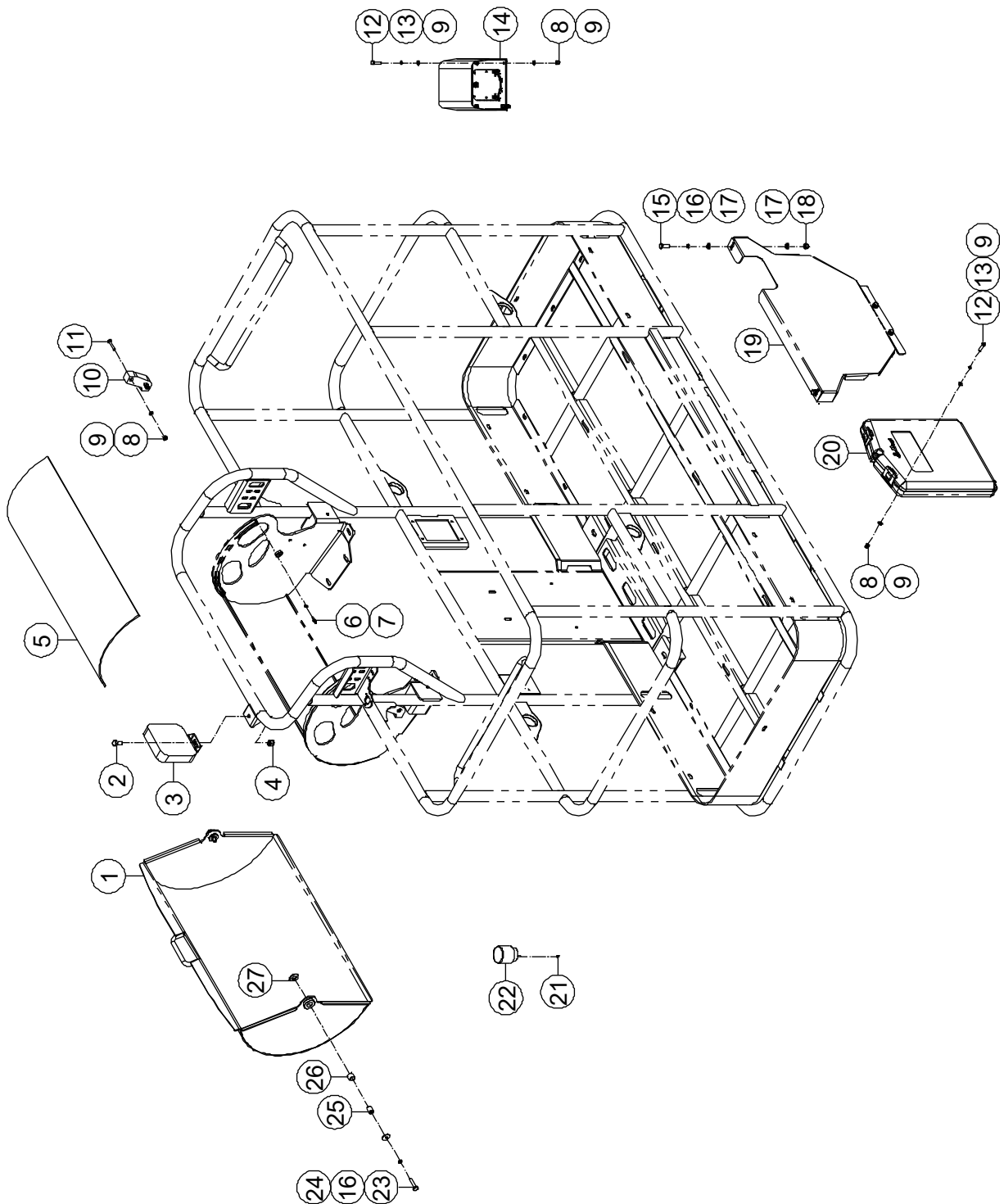
4-1 Platform Installations



4-1 Platform Installations

Item	Part Number	Description	Qty.	Remark
1	50005202	Platform	1	
2		Gate Assembly (Refer to 4-3)	1	
3	00000619	Bolt GB/T 5783 M6 × 25	22	
4	00000621	Spring Washer GB/T 93 6	22	
5	00000620	Flat Washer GB/T 97.1 6	22	
6	00002527	Bolt GB/T 5782 M12 × 80	4	
7	00000815	Spring Washer GB/T 93 12	4	
8	00000814	Flat Washer GB/T 97.1 12	8	
9	50005222	Deck Plate	1	
10	00001249	Nut GB/T 6182 M12	4	
11	00001033	Nut GB/T 6182 M6	22	
12	00002583	Flat Washer GB/T 96.1 6	22	

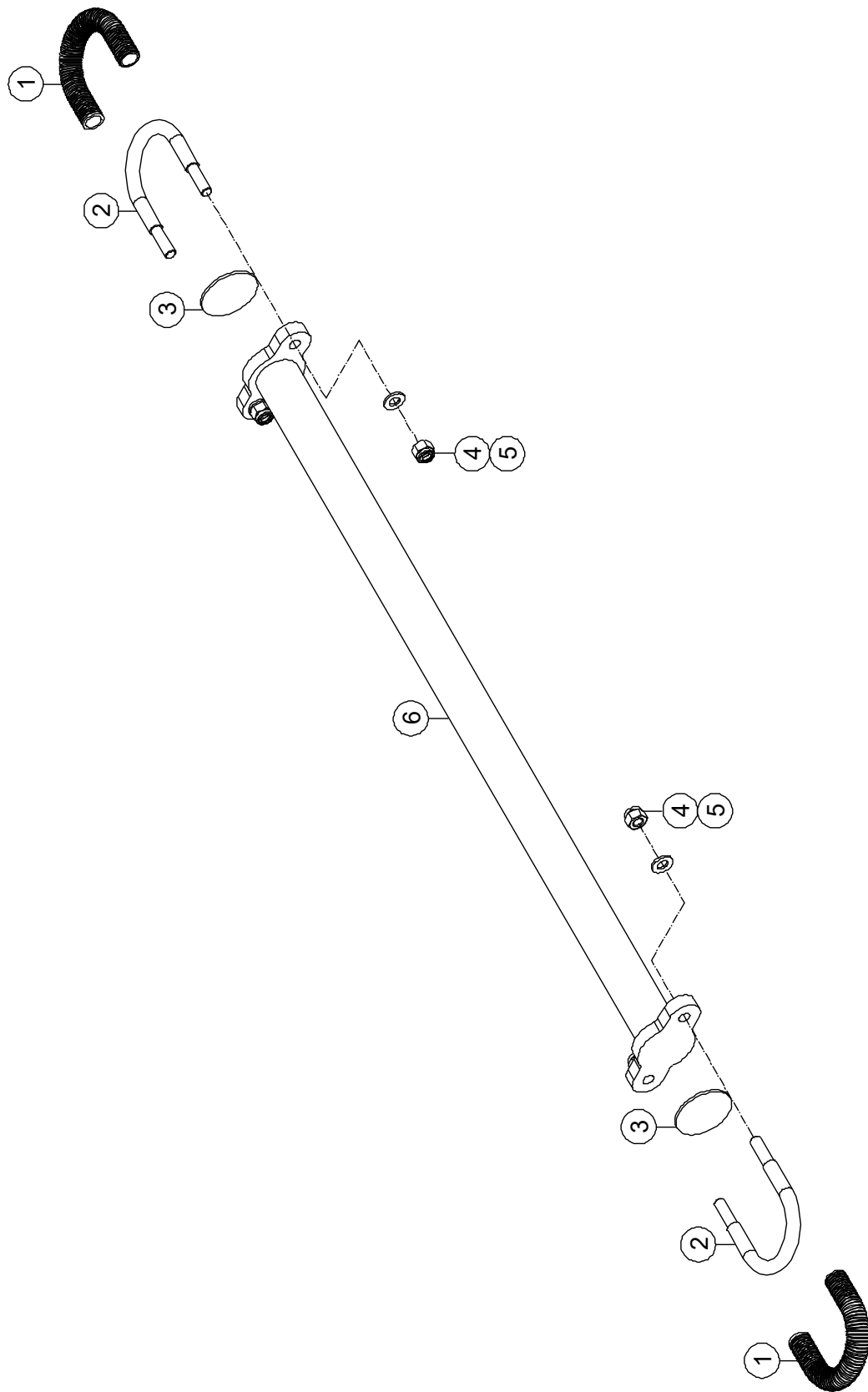
4-2 Platform Assembly



4-2 Platform Assembly

Item	Part Number	Description	Qty.	Remark
1	92000051	Shield	1	
2	00000674	Bolt GB/T 5783 M10 × 20	1	
3	00006753	Head Light	1	
4	00000623	Nut GB/T 6182 M10	1	
5	92000228	Shield, Plastic	1	
6	00001030	Screw GB/T 70 M5 × 10	2	
7	00000688	Nut GB/T 6170 M5	2	
8	00001033	Nut GB/T 6182 M6	12	
9	00000620	Flat Washer GB/T 97.1 6	20	
10	92000057	Plate, Limit	2	
11	00000863	Screw GB/T 70.3 M6×35	4	
12	00000619	Bolt GB/T 5783 M6 × 25	8	
13	00000621	Spring Washer GB/T 93 6	8	
14	00005212	Footswitch	1	
15	00000993	Bolt GB/T 5783 M8 × 25	4	
16	00000609	Spring Washer GB/T 93 8	6	
17	00000608	Flat Washer GB/T 97.1 8	8	
18	00001163	Nut GB/T 6182 M8	4	
19	92000050	Plate, Decal	1	
20	50000555	Box, Manual	1	
21	00003700	Nut GB/T 889.1 M3	3	
22	00005190	Beacon	1	
23	00002488	Bolt GB/T 5783 M8 × 35	2	
24	00002000	Flat Washer GB/T 96.1 8	2	
25	92030530	Axes	2	
26	92030523	Bushing	2	
27	92030152	Washer	2	

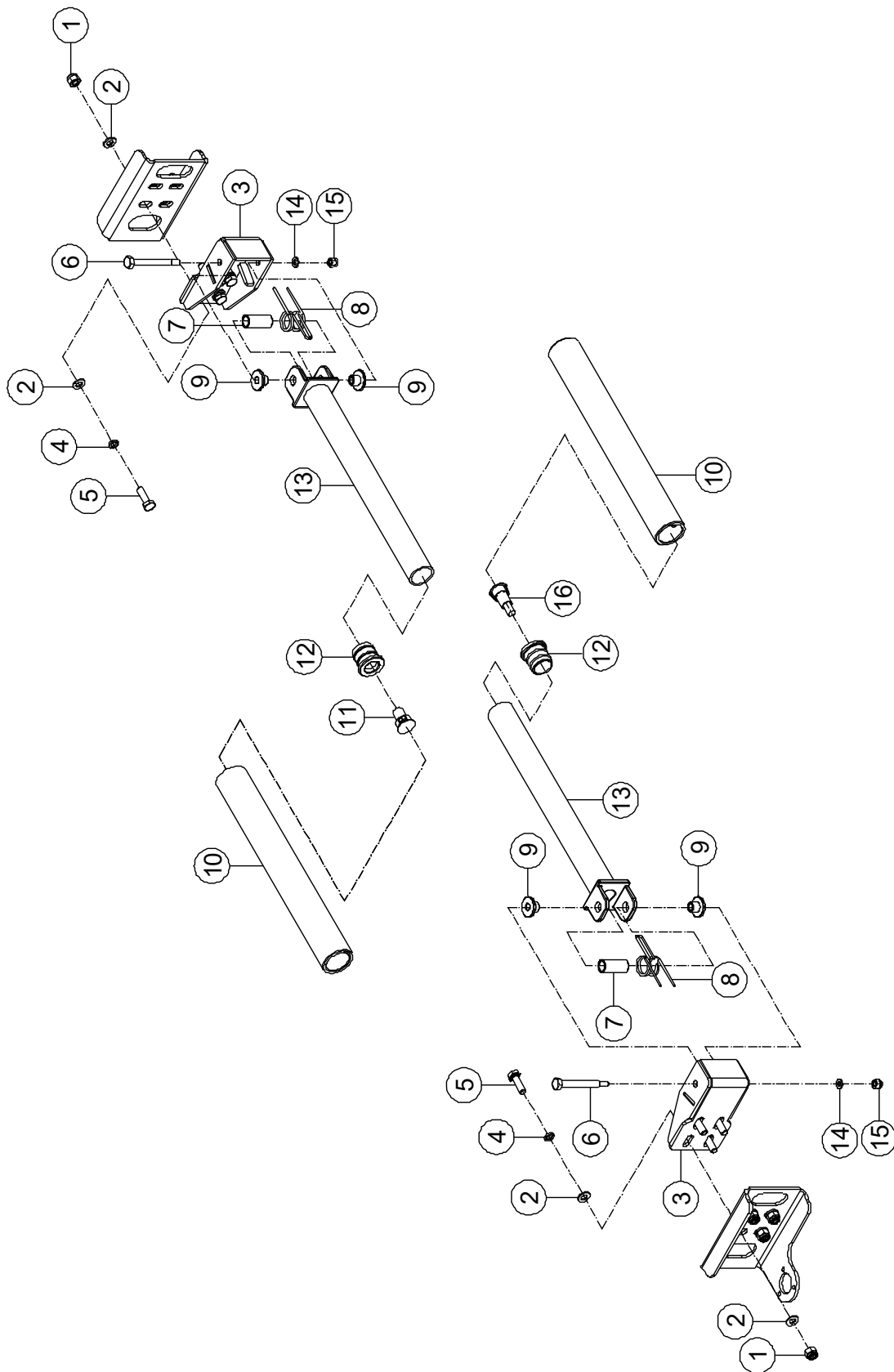
4-3 Gate Assembly



4-3 Gate Assembly

Item	Part Number	Description	Qty.	Remark
1	92100232	Jacket	2	
2	92100228	Clamp	2	
3	92100249	Anti-Scratch	2	
4	00001163	Nut GB/T 6182 M8	4	
5	00000608	Flat Washer GB/T 97.1 8	4	
6	50005448	Gate, Lift	1	

4-4 Lift Guard Contact Alarm

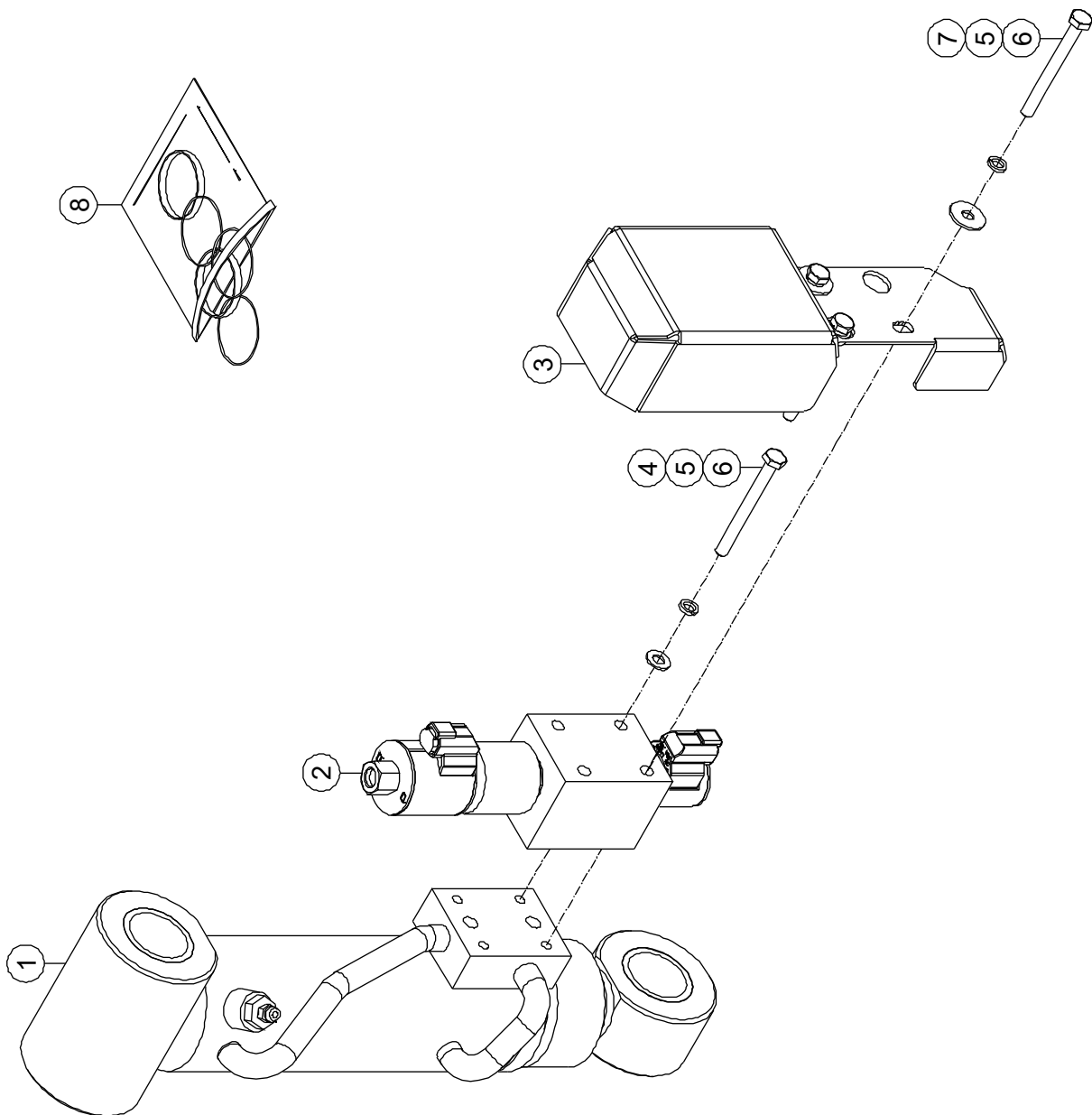


4-4 Lift Guard Contact Alarm

Item	Part Number	Description	Qty.	Remark
1	00001163	Nut GB/T 6182 M8	8	
2	00000608	Flat Washer GB/T 97.1 8	16	
3	92000231	Bracket, Contact Alarm	2	
4	00000609	Spring Washer GB/T 93 8	8	
5	00000993	Bolt GB/T 5783 M8 × 25	8	
6	92000239	Pin	2	
7	92000238	Tube	2	
8	92000237	Spring	2	
9	92000236	JDBB-1013 Bearing	4	
10	92000253	Jacket, Foam	2	
11	00006226	Magnet	1	
12	92000243	Plug, Nylon	2	
13	92000240	Tube, Contact Alarm	2	
14	00000620	Flat Washer GB/T 97.1 6	2	
15	00001033	Nut GB/T 6182 M6	2	
16	00006225	Door Magnetic Switch	1	

Section 5 Cylinder

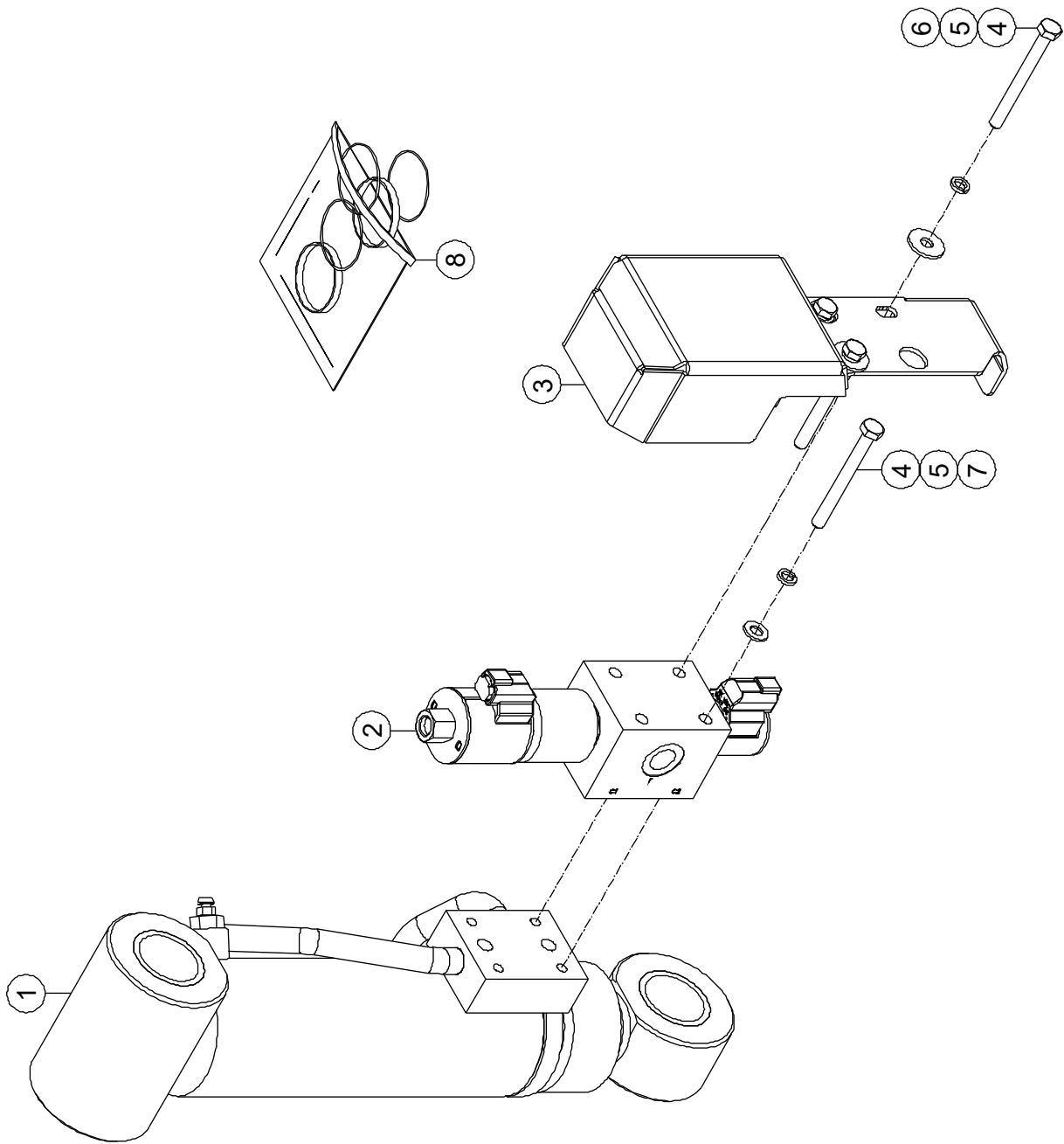
5-1 Left Axle Lockout Cylinder Assembly



5-1 Left Axle Lockout Cylinder Assembly

Item	Part Number	Description	Qty.	Remark
1	92049293	Left Axle Lockout Cylinder Assembly	1	
2	92047788	Valve	1	
3	92049302	Protective Guard	1	
4	00000608	Flat Washer GB/T 97.1 8	2	
5	00000609	Spring Washer GB/T 93 8	4	
6	00001026	Bolt GB/T 5782 M8 × 80	4	
7	00002000	Flat Washer GB/T 96.1 8	2	
8	92050380	Seal Kit 70/45	1	

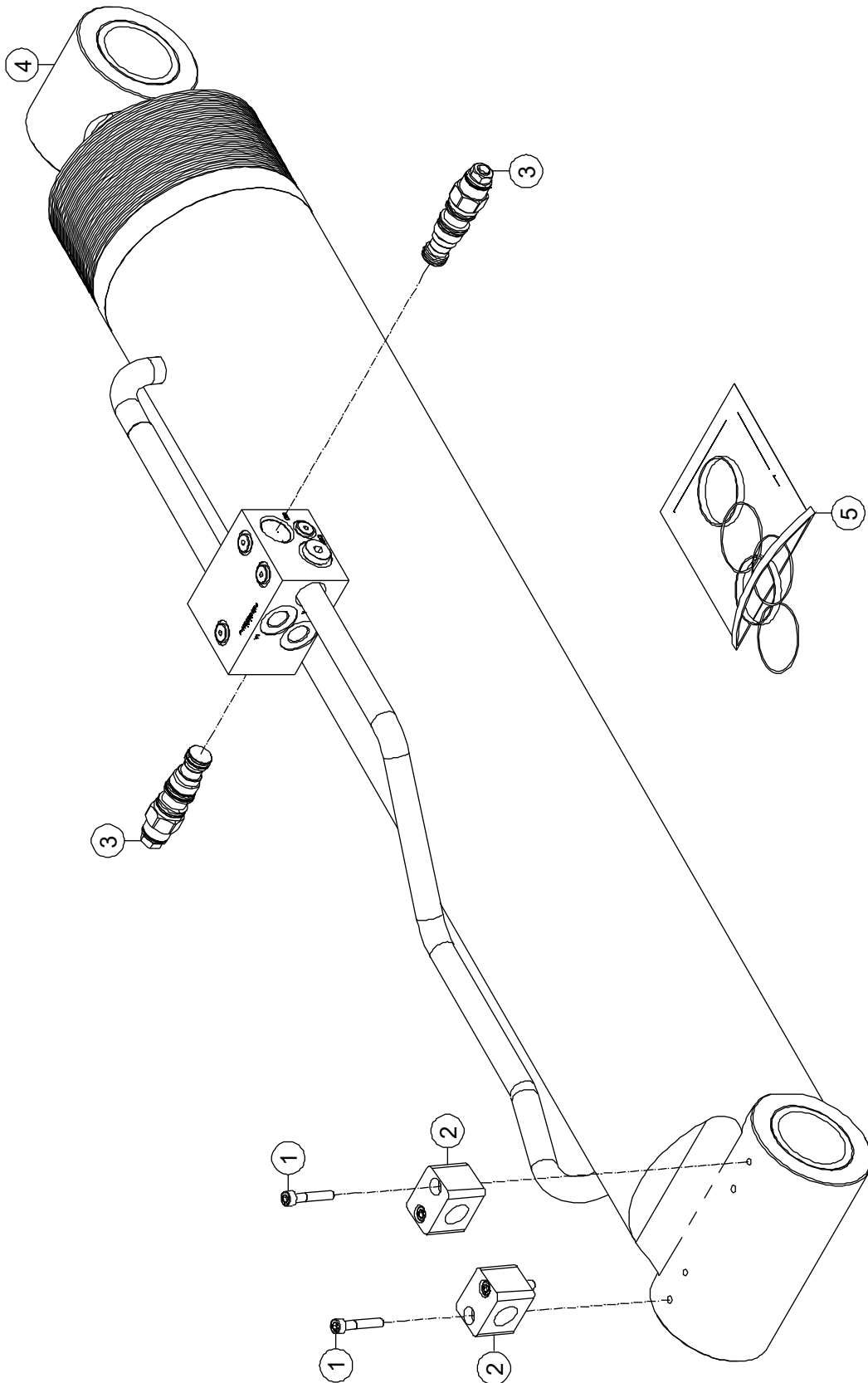
5-2 Right Axle Lockout Cylinder Assembly



5-2 Right Axle Lockout Cylinder Assembly

Item	Part Number	Description	Qty.	Remark
1	92049300	Right Axle Lockout Cylinder Assembly	1	
2	92047789	Valve	1	
3	92049303	Protective Guard	1	
4	00001026	Bolt GB/T 5782 M8 × 80	4	
5	00000609	Spring Washer GB/T 93 8	4	
6	00002000	Flat Washer GB/T 96.1 8	2	
7	00000608	Flat Washer GB/T 97.1 8	2	
8	92050380	Seal Kit 70/45	1	

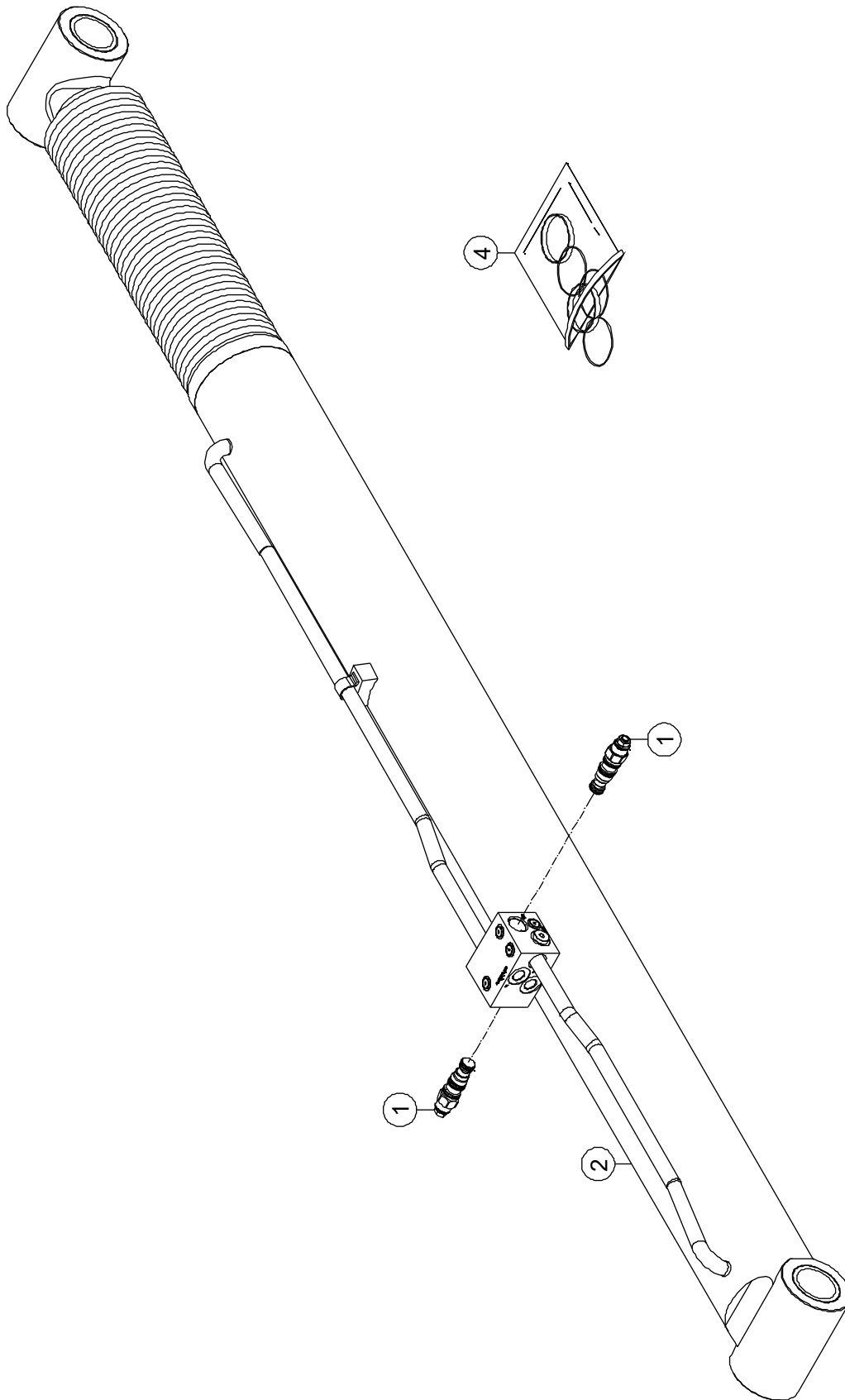
5-3 Lower Lifting Cylinder Assembly



5-3 Lower Lifting Cylinder Assembly

Item	Part Number	Description	Qty.	Remark
1	00002934	Screw GB/T 70 M6 × 35	4	
2	00004118	Clamp	2	
3	00003438	Cartridge, Valve (Counterbalance)	2	
4	50007746	Lower Lifting Cylinder Assembly	1	
5	50007745	Seal Kit 135/90	1	

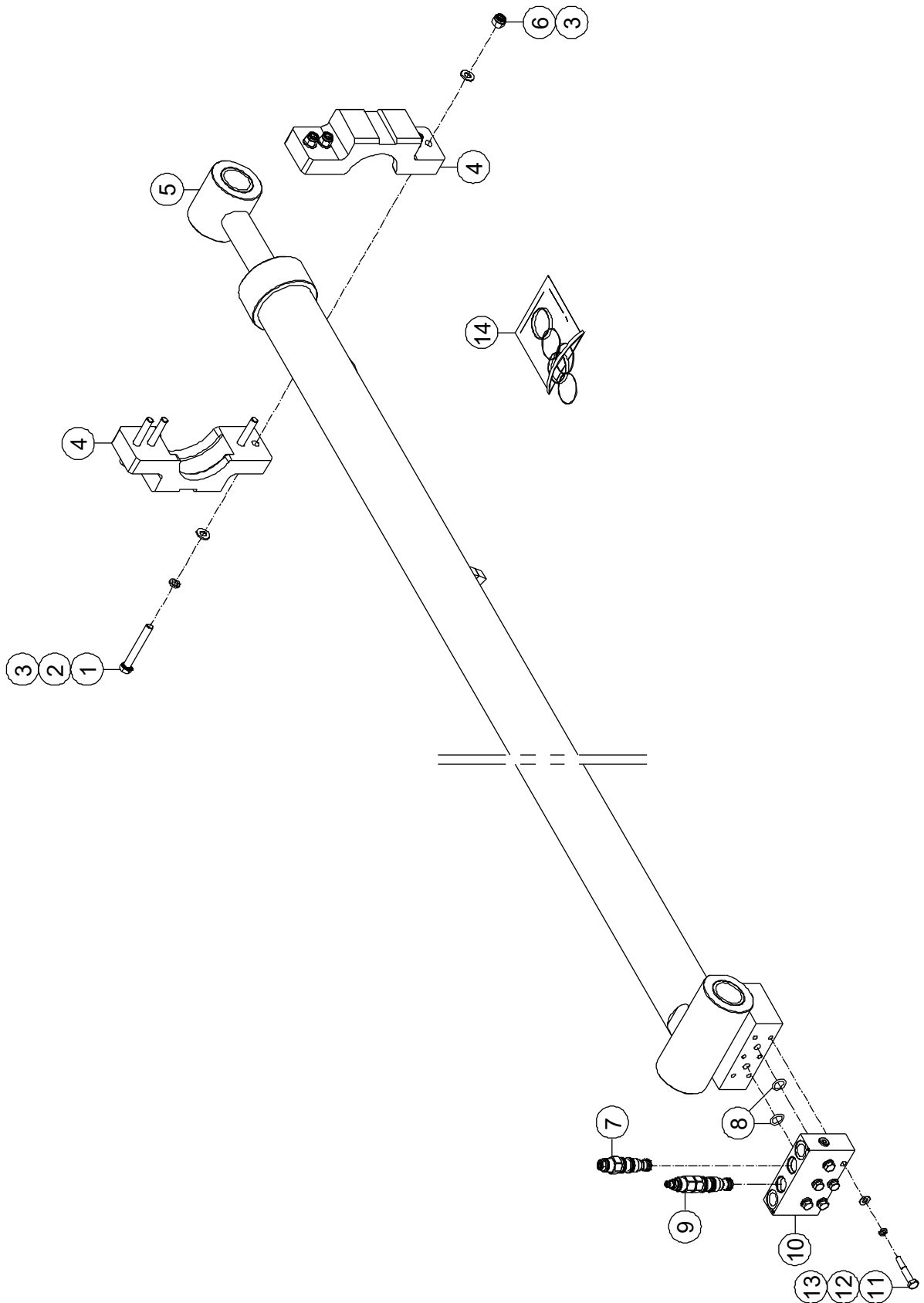
5-4 Upper Lifting Cylinder Assembly



5-4 Upper Lifting Cylinder Assembly

Item	Part Number	Description	Qty.	Remark
1	00003438	Cartridge, Valve (Counterbalance)	2	
2	50007738	Upper Lifting Cylinder Assembly	1	
3	50007743	Seal Kit 110/75	1	

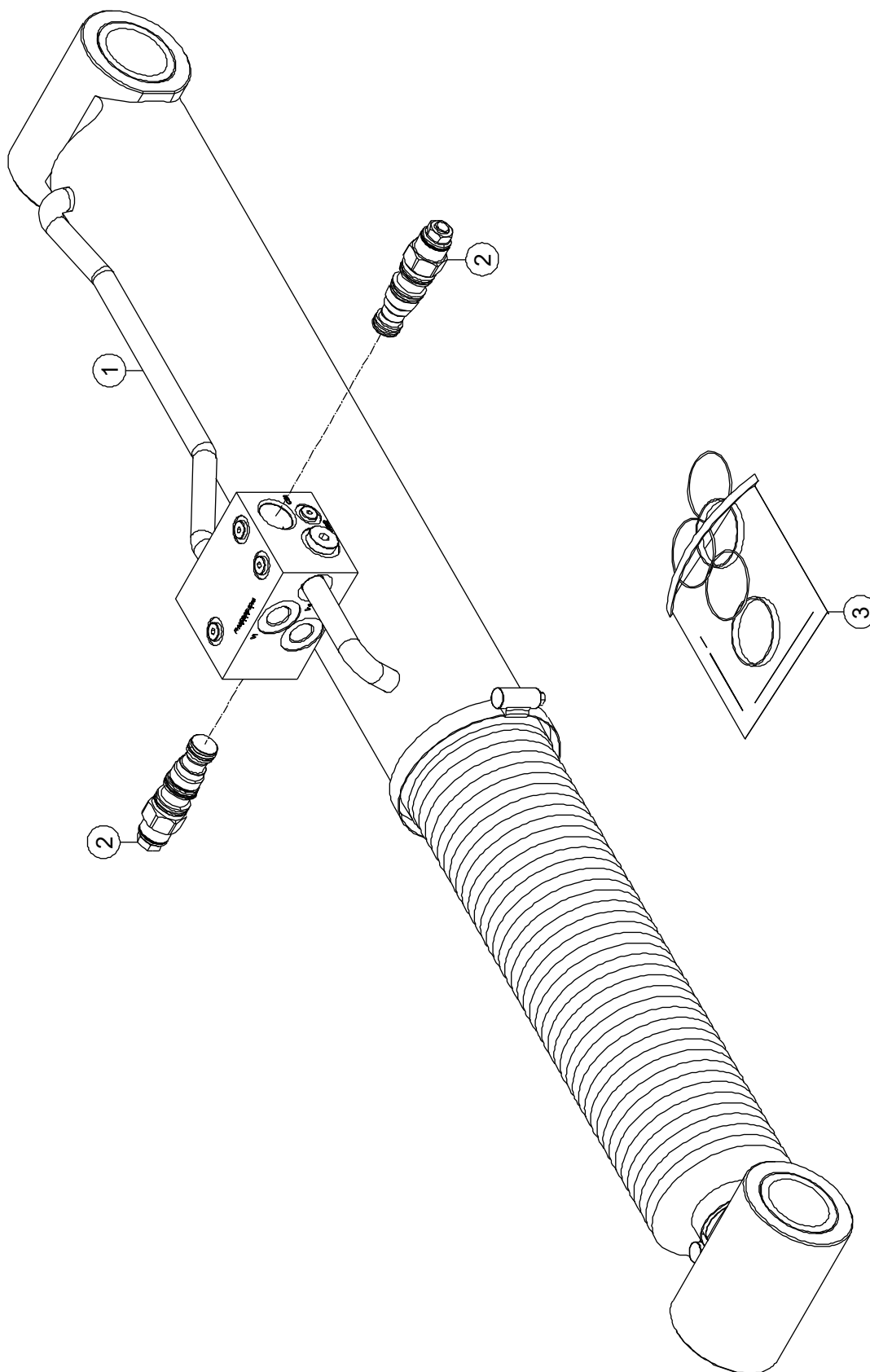
5-5 Telescope Cylinder Assembly



5-5 Telescope Cylinder Assembly

Item	Part Number	Description	Qty.	Remark
1	00000681	Bolt GB/T 5783 M10 × 80	4	
2	00000679	Spring Washer GB/T 93 10	4	
3	00000615	Flat Washer GB/T 97.1 10	8	
4	50008419	Bracket	2	
5	50008014	Telescope Cylinder Assembly	1	BA22CRT
	50008039	Telescope Cylinder Assembly	1	BA20CRT
	50008322	Telescope Cylinder Assembly	1	BA18CRT
	50008378	Telescope Cylinder Assembly	1	BA16CRT
6	00000623	Nut GB/T 6182 M10	4	
7	00003435	Cartridge, Valve (Counterbalance)	1	
8	00001709	O-Ring	2	
9	00003432	Cartridge, Valve (Counterbalance)	1	
10	00003431	Body	1	
11	00002089	Bolt GB/T 5782 M8 × 50	6	
12	00000609	Spring Washer GB/T 93 8	6	
13	00000608	Flat Washer GB/T 97.1 8	6	
14	50008911	Seal Kit 63/40	1	

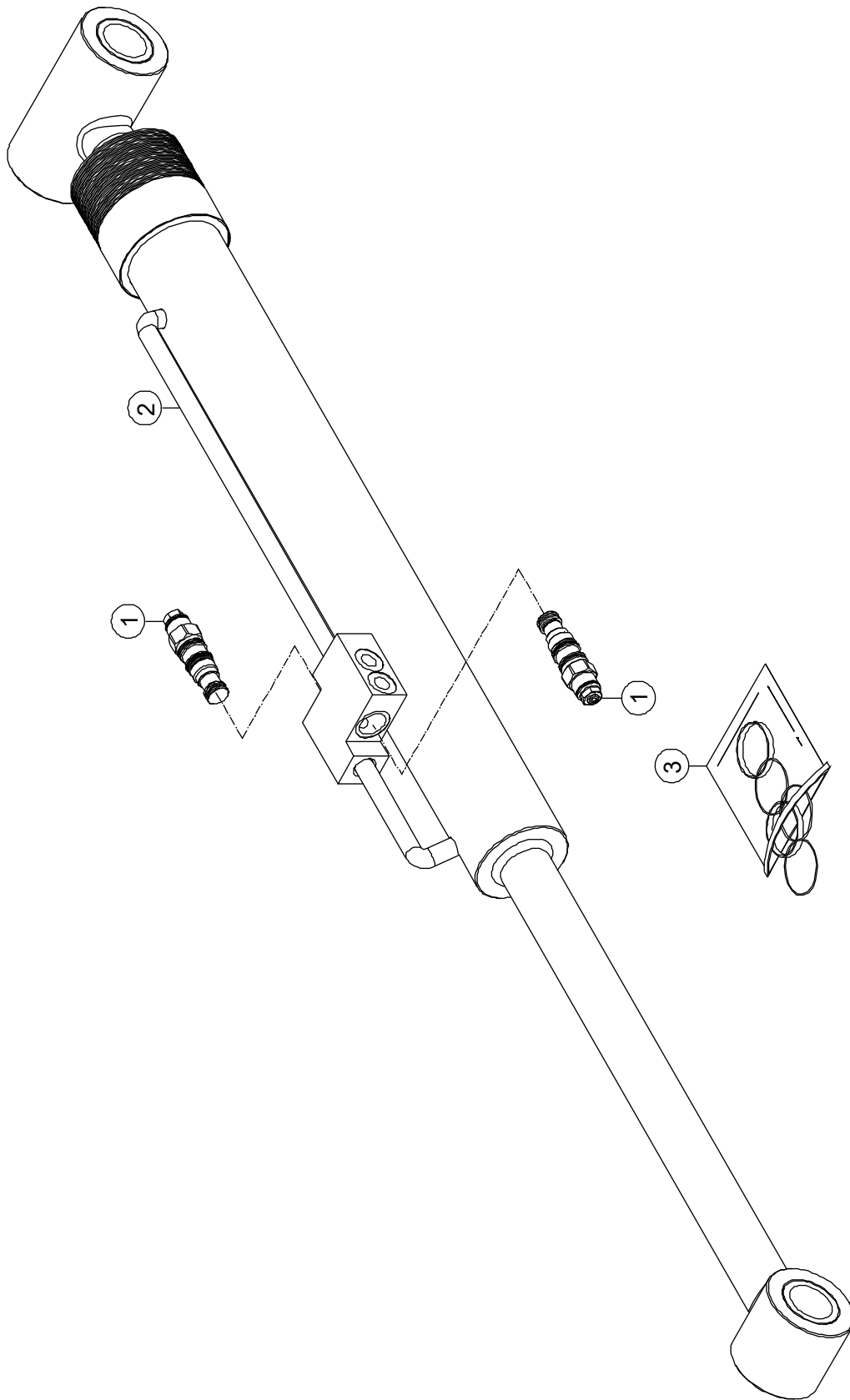
5-6 JIB Leveling Cylinder Assembly



5-6 JIB Leveling Cylinder Assembly

Item	Part Number	Description	Qty.	Remark
1	50007730	JIB Leveling Cylinder Assembly	1	
2	00004587	Cartridge, Valve (Counterbalance)	2	
3	50007736	Seal Kit 80/40	1	

5-7 JIB Lifting Cylinder Assembly

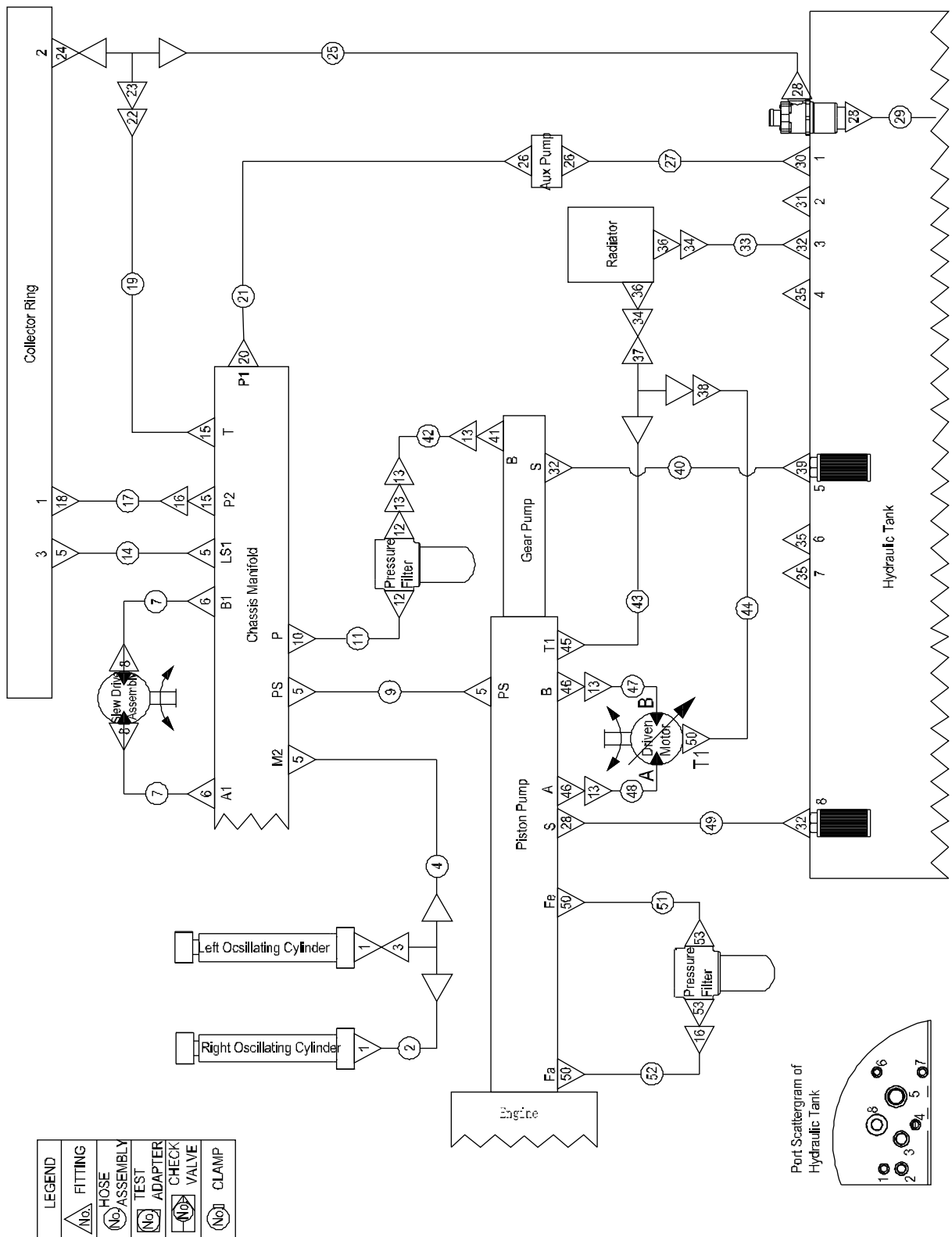


5-7 JIB Lifting Cylinder Assembly

Item	Part Number	Description	Qty.	Remark
1	00003419	Cartridge, Valve (Counterbalance)	2	
2	50007723	JIB Lifting Cylinder Assembly	2	
3	50007728	Seal Kit 63/40	1	

Section 6 Hydraulic System

6-1 Chassis Circuit 1



6-1 Chassis Circuit 1

Item	Part Number	Description	Qty.	Remark
1	00004922	Fitting, 90°	2	
2	92030383	Hose Assembly	1	
3	00001239	Fitting, Tee	1	
4	50008453	Hose Assembly	1	
5	00001282	Fitting, Straight	5	
6	00001291	Fitting, Straight	2	
7	50008452	Hose Assembly	2	
8	00002946	Fitting, Straight	2	
9	50003482	Hose Assembly	1	
10	00003696	Fitting, Straight	1	
11	50008582	Hose Assembly	1	
12	00003963	Fitting, Straight	2	
13	00001842	Fitting, 90°	5	
14	50008455	Hose Assembly	1	
15	00001266	Fitting, Straight	2	
16	00001835	Fitting, 90°	2	
17	50008454	Hose Assembly	1	
18	00002945	Fitting, Straight	1	
19	50004557	Hose Assembly	1	
20	00001262	Fitting, Straight	1	
21	50008465	Hose Assembly	1	
22	00005691	Fitting, Straight	1	
23	00002123	Fitting, Tee	1	
24	00002070	Fitting, Straight	1	
25	50008466	Hose Assembly	1	
26	00001501	Fitting, Straight	2	
27	50008464	Hose Assembly	1	
28	00002071	Fitting, Straight	3	
29	10000069	Tube, return	1	

6-1 Chassis Circuit 1 (Continued)

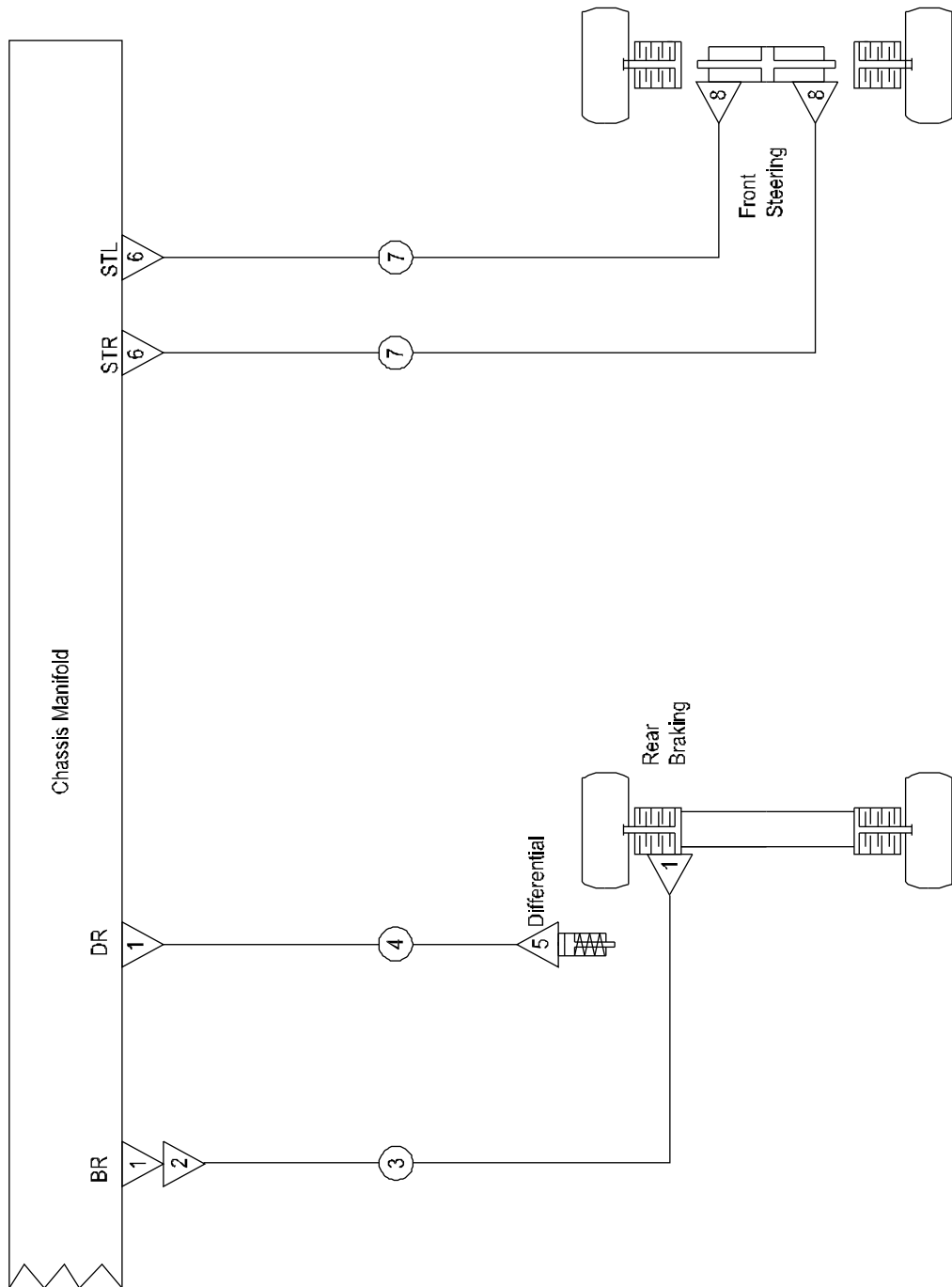
Item	Part Number	Description	Qty.	Remark
30	00001504	Fitting, Straight	1	
31	00001115	Plug	1	
32	00001726	Fitting, Straight	3	
33	50008460	Hose Assembly	1	
34	00006489	Fitting, 45°	2	
35	00001114	Plug	3	
36	92048842	Fitting, Straight, Customized	2	
37	00001242	Fitting, Tee	1	
38	00003844	Fitting, Straight	1	
39	00010258	Fitting, Straight	1	
40	50008462	Hose Assembly	1	
41	00001747	Fitting, Straight	1	
42	50003990	Hose Assembly	1	
43	50008457	Hose Assembly	1	
44	50008456	Hose Assembly	1	
45	00001270	Fitting, Straight	1	
46	00010483	SAE Flange Fitting	2	
--	00008672	Flat, Flang	4	
--	00000814	Flat Washer	8	
--	00000815	Spring Washer	8	
--	00002046	Bolt	8	
47	50008459	Hose Assembly	1	
--	90003624	Flat, Flang	2	
--	00000814	Flat Washer	4	
--	00000815	Spring Washer	4	
--	00001055	Bolt	4	
48	50008458	Hose Assembly	1	
--	90003624	Flat, Flang	2	
--	00000814	Flat Washer	4	

6-1 Chassis Circuit 1 (Continued)

Item	Part Number	Description	Qty.	Remark
--	00000815	Spring Washer	4	
--	00001055	Bolt	4	
49	50008463	Hose Assembly	1	
50	00001264	Fitting, Straight	3	
51	50008461	Hose Assembly	1	
52	50005177	Hose Assembly	1	
53	00002069	Fitting, Straight	2	

6-2 Chassis Circuit 2 (2WS)

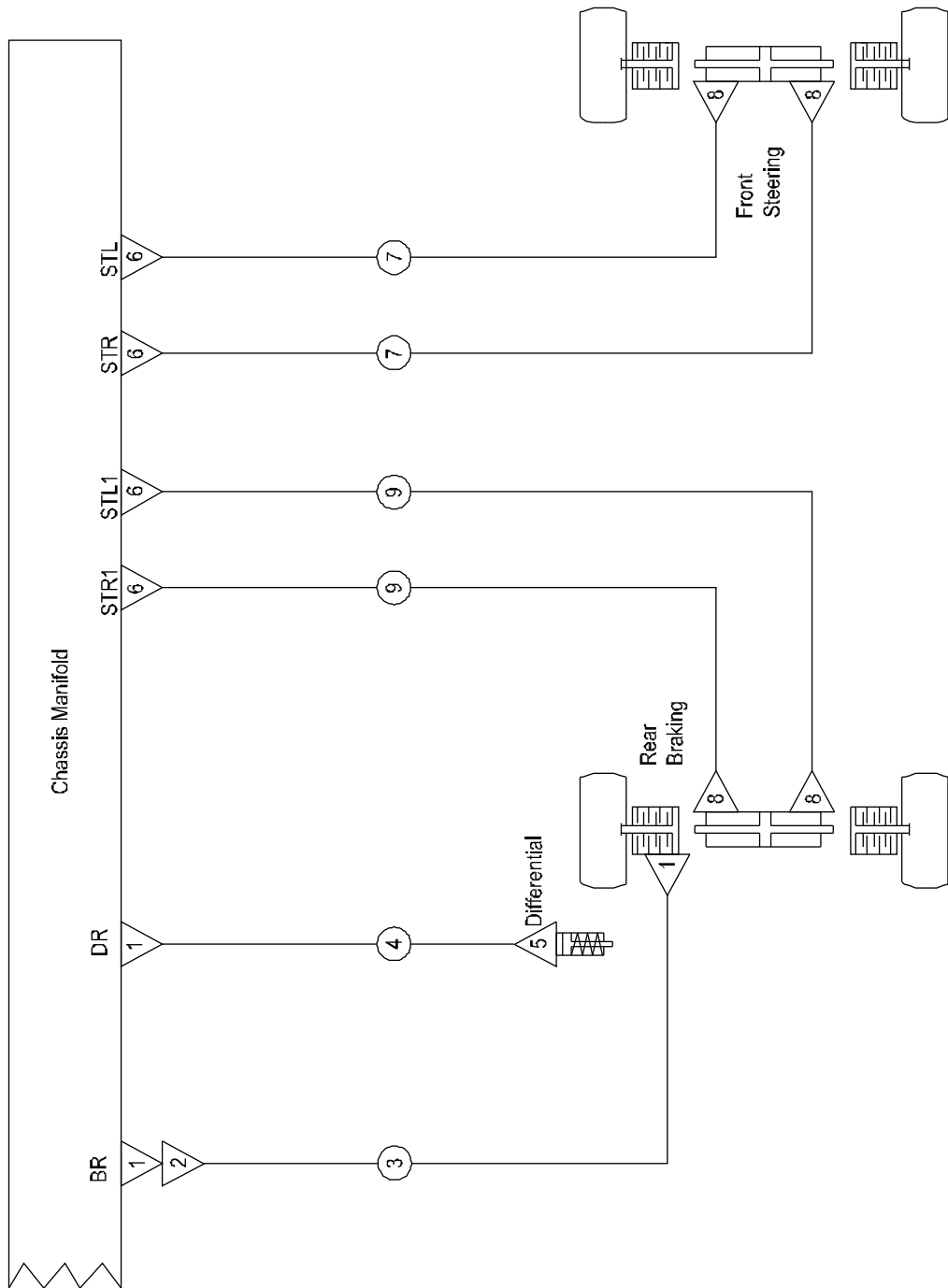
LEGEND
FITTING
HOSE
ASSEMBLY
TEST
ADAPTER
CHECK VALVE
CLAMP



6-2 Chassis Circuit 2 (2WS)

Item	Part Number	Description	Qty.	Remark
1	00001282	Fitting, Straight	3	
2	00001832	Fitting, 90°	1	
3	50008449	Hose Assembly	1	
4	50008451	Hose Assembly	1	
5	00007172	Fitting, Straight	1	
6	00001291	Fitting, Straight	3	
7	50008450	Hose Assembly	1	
8	00001292	Fitting, Straight	2	

6-3 Chassis Circuit 2 (4WS)

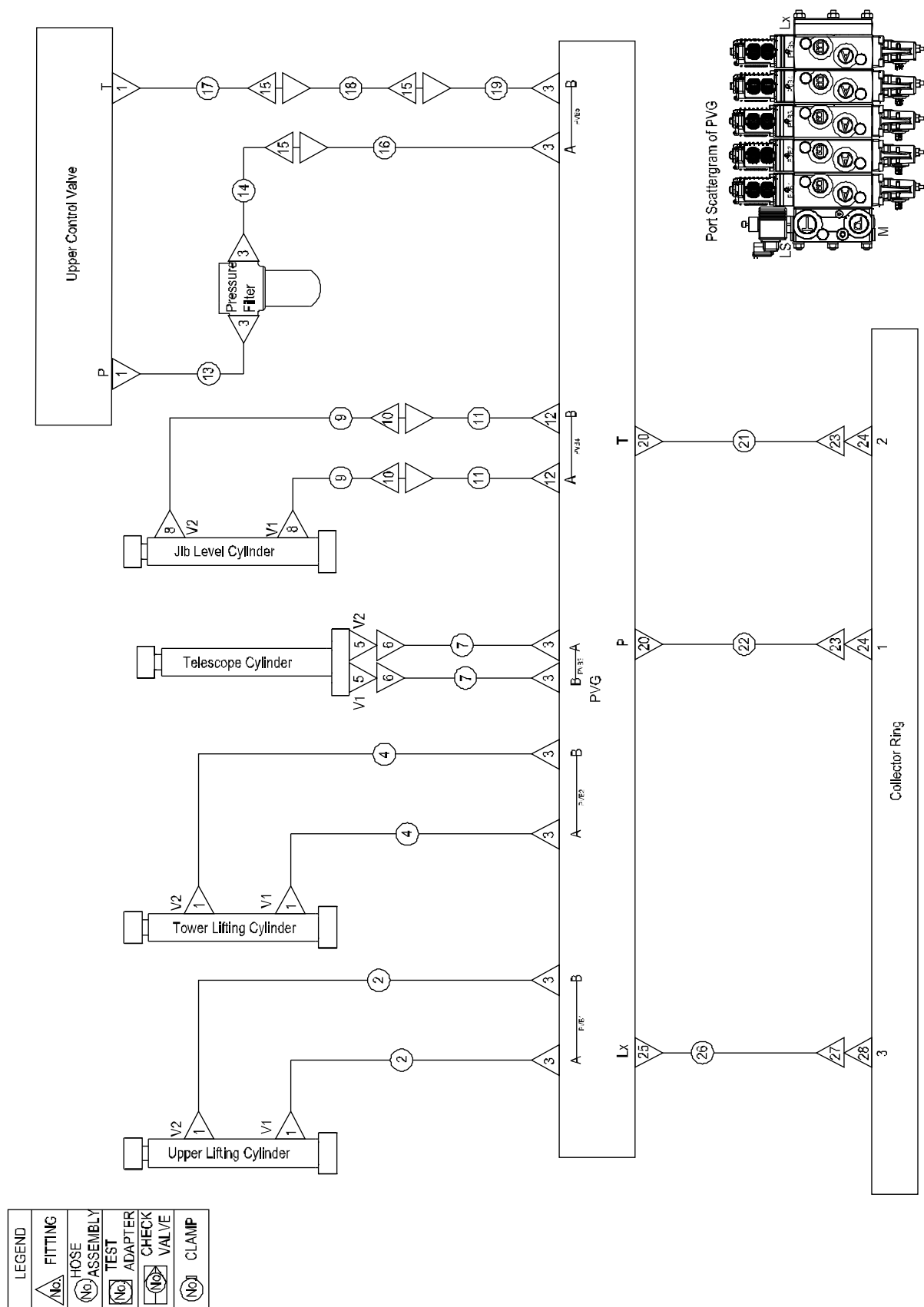


LEGEND	
	FITTING
	HOSE
	HOSE ASSEMBLY
	TEST ADAPTER
	CHECK VALVE
	CLAMP

6-3 Chassis Circuit 2 (4WS)

Item	Part Number	Description	Qty.	Remark
1	00001282	Fitting, Straight	3	
2	00001832	Fitting, 90°	1	
3	50008449	Hose Assembly	1	
4	50008451	Hose Assembly	1	
5	00007172	Fitting, Straight	1	
6	00001291	Fitting, Straight	5	
7	50008450	Hose Assembly	1	
8	00001292	Fitting, Straight	4	

6-4 Turntable Circuit



6-4 Turntable Circuit

Item	Part Number	Description	Qty.	Remark
1	00001291	Fitting, Straight	6	
2	50008480	Hose Assembly	2	BA22CRT BA20CRT BA18CRT
	50008482	Hose Assembly	2	BA16CRT
3	00001500	Fitting, Straight	10	
4	50008481	Hose Assembly	2	BA22CRT BA20CRT BA18CRT
	50008653	Hose Assembly	2	BA16CRT
5	00001292	Fitting, Straight	2	
6	00001833	Fitting, 90°	4	
7	50008482	Hose Assembly	2	
	50008654	Hose Assembly	2	
8	00002921	Fitting, Straight	2	
9	50008926	Hose Assembly	2	BA22CRT
	50008620	Hose Assembly	2	BA20CRT
	50008630	Hose Assembly	2	BA18CRT
	50008644	Hose Assembly	2	BA16CRT
10	00002135	Fitting, Bulkhead, Straight	2	
11	50008483	Hose Assembly	2	BA22CRT BA20CRT BA18CRT
	50008655	Hose Assembly	2	BA16CRT
12	00001313	Fitting, Straight	2	
13	50008474	Hose Assembly	1	
14	50008925	Hose Assembly	1	BA22CRT
	50008605	Hose Assembly	1	BA20CRT
	50008626	Hose Assembly	1	BA18CRT
	50008641	Hose Assembly	1	BA16CRT
15	00002136	Fitting, Bulkhead, Straight	3	
16	50008486	Hose Assembly	1	BA22CRT

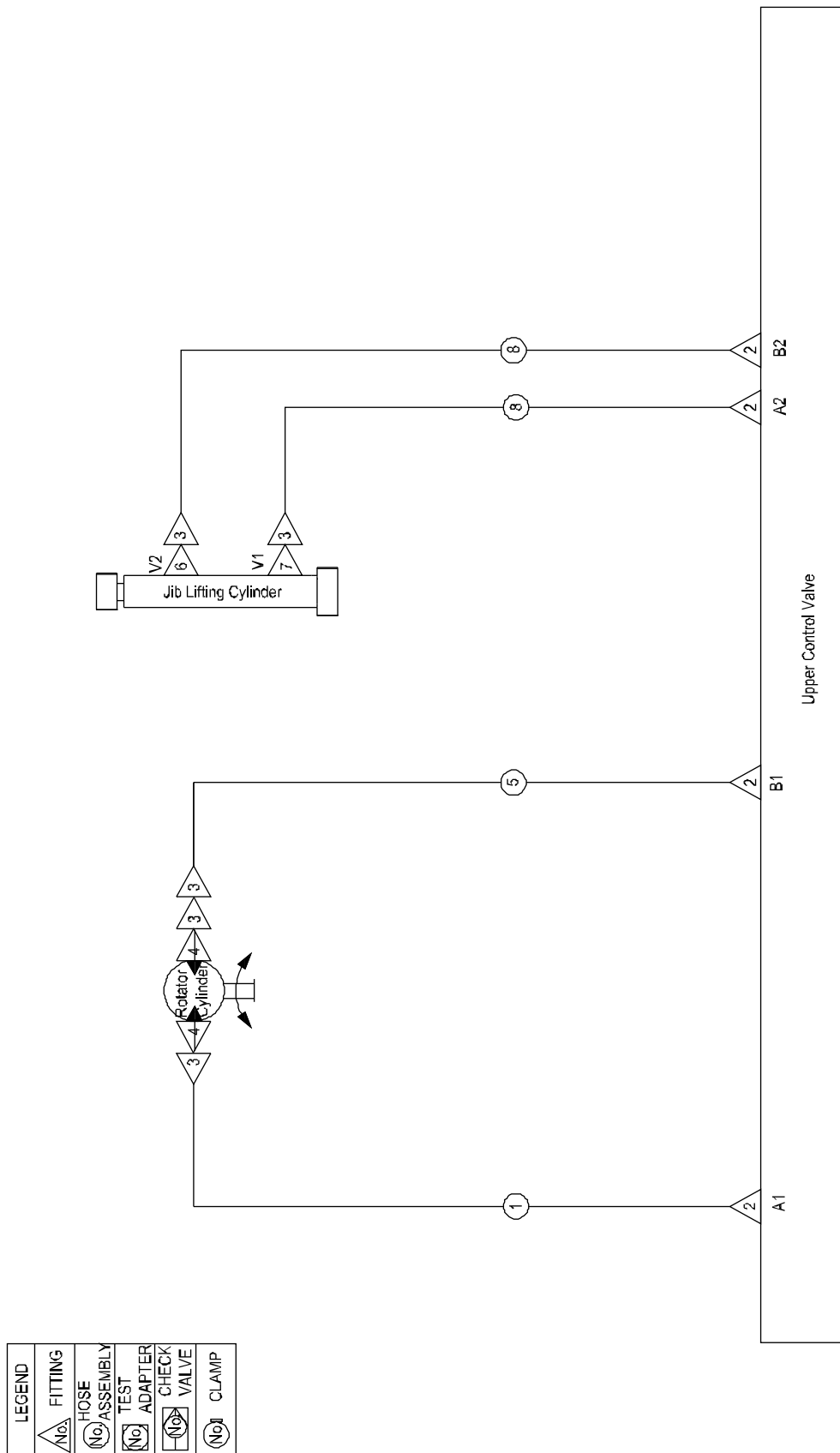
6-4 Turntable Circuit (Continued)

Item	Part Number	Description	Qty.	Remark
16	50008625	Hose Assembly	1	BA20CRT
	50008638	Hose Assembly	1	BA18CRT
	50008658	Hose Assembly	1	BA16CRT
17	50008475	Hose Assembly	1	
18	50008924	Hose Assembly	1	BA22CRT
	50008595	Hose Assembly	1	BA20CRT
	50008627	Hose Assembly	1	BA18CRT
	50008642	Hose Assembly	1	BA16CRT
19	50008485	Hose Assembly	1	BA22CRT
	50008624	Hose Assembly	1	BA20CRT
	50008637	Hose Assembly	1	BA18CRT
	50008657	Hose Assembly	1	BA16CRT
20	00001508	Fitting, Straight	2	
21	50008478	Hose Assembly	1	BA22CRT
	50006486	Hose Assembly	1	BA20CRT
	50008634	Hose Assembly	1	BA18CRT
	50008585	Hose Assembly	1	BA16CRT
22	50008477	Hose Assembly	1	BA22CRT
	50008454	Hose Assembly	1	BA20CRT
	50008633	Hose Assembly	1	BA18CRT
	50008651	Hose Assembly	1	BA16CRT
23	00001835	Fitting, 90°	2	
24	00002945	Fitting, Straight	2	
25	00001316	Fitting, Straight	1	
26	50008479	Hose Assembly	1	BA22CRT
	50008622	Hose Assembly	1	BA20CRT
	50008635	Hose Assembly	1	BA18CRT
	50008652	Hose Assembly	1	BA16CRT
27	00001832	Fitting, 90°	1	

6-4 Turntable Circuit (Continued)

Item	Part Number	Description	Qty.	Remark
28	00001282	Fitting, Straight	1	

6-5 JIB Circuit

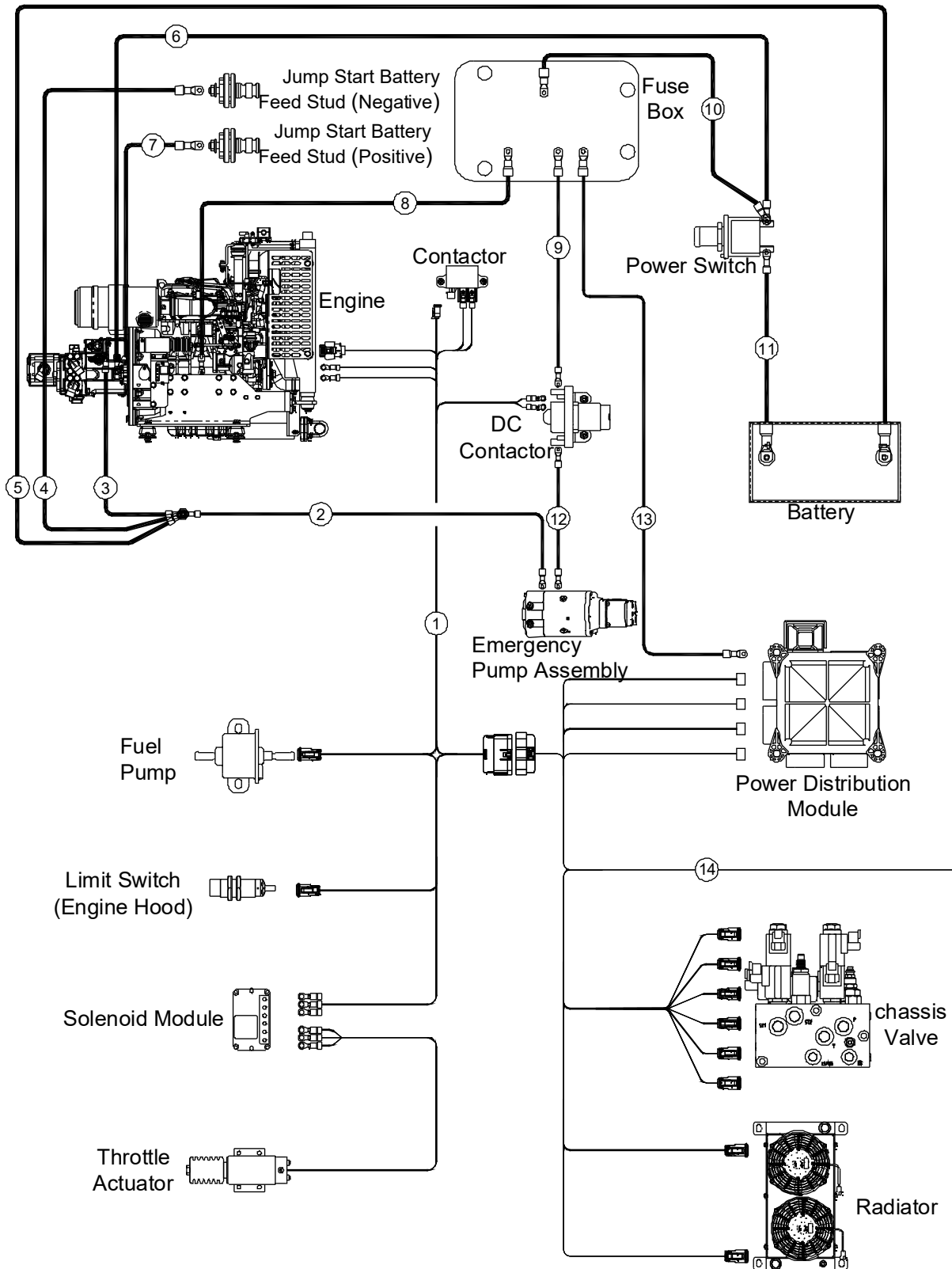


6-5 JIB Circuit

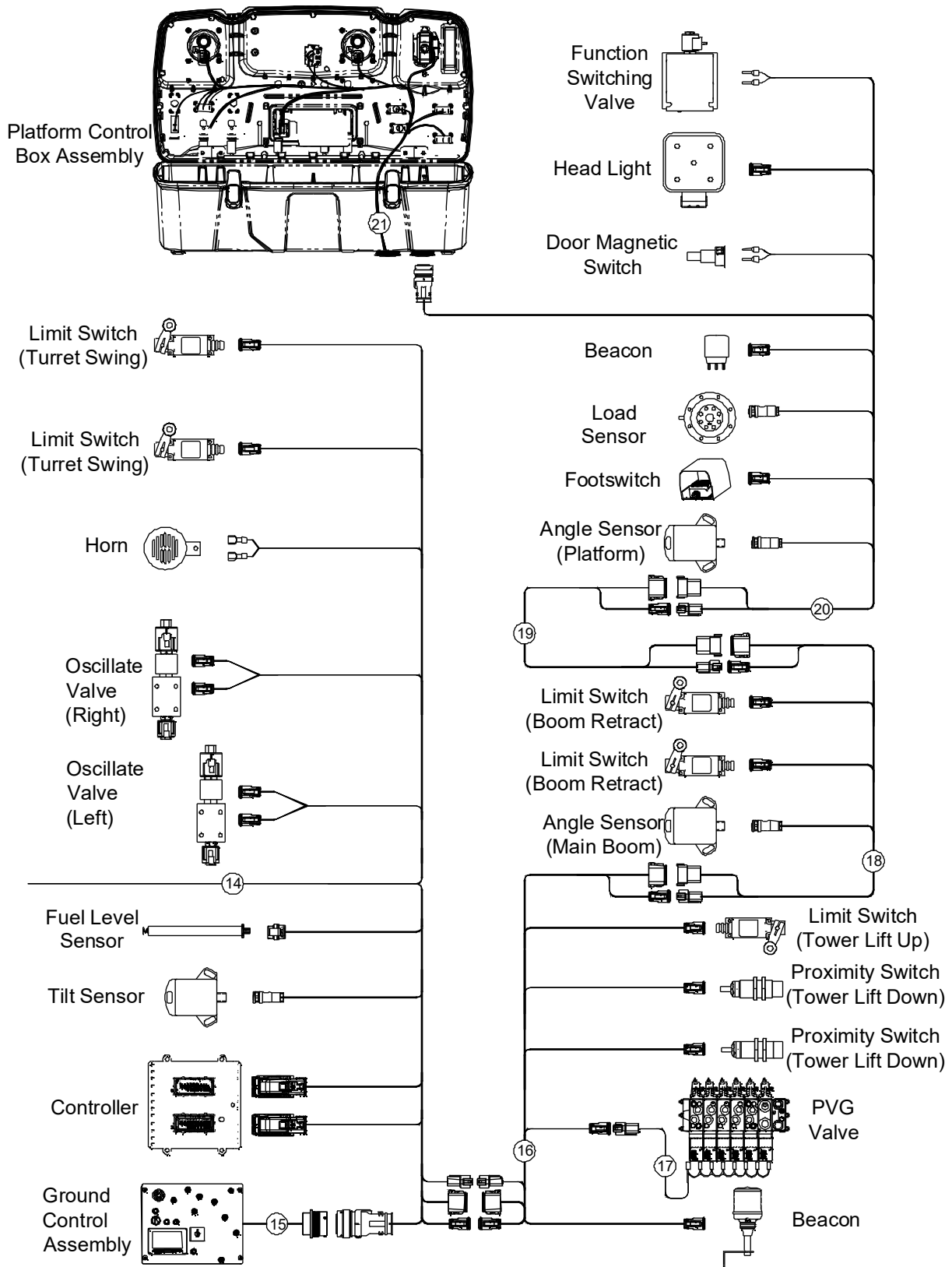
Item	Part Number	Description	Qty.	Remark
1	50008472	Hose Assembly	1	
2	00002921	Fitting, Straight	4	
3	00001832	Fitting, 90°	5	
4	00001769	Fitting, Straight	2	
5	50008473	Hose Assembly	1	
6	00003758	Fitting, Straight	1	
7	00001282	Fitting, Straight	1	
8	50008471	Hose Assembly	2	

Section 7 Electrical System

7-1 Electrical Harness



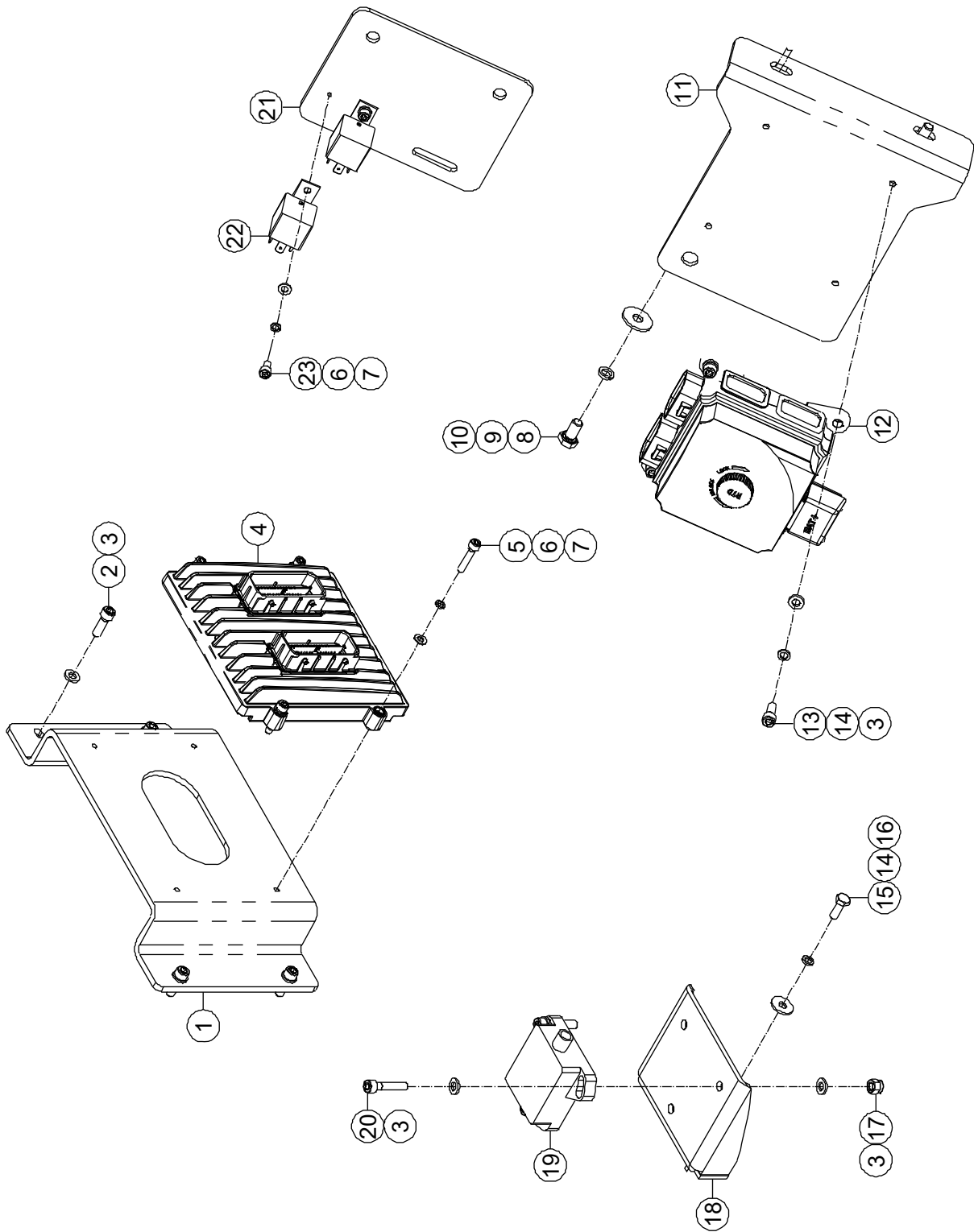
7-1 Electrical Harness (Continued)



7-1 Electrical Harness

Item	Part Number	Description	Qty.	Remark
1	00009591	Engine Harness	1	
2	00009598	Emergency Pump Negative Harness	1	
3	00009608	Engine Negative Harness	1	
4	00009609	Emergency Power Negative Harness	1	
5	00009607	Battery Negative Harness	1	
6	00009602	Start Motor Harness	1	
7	00005351	Emergency Power Positive Harness	1	
8	00009603	Alternator Harness	1	
9	00009604	Emergency Pump Contactor Harness	1	
10	00009601	Fuse Box Power Harness	1	
11	00009599	Battery Positive Harness	1	
12	00009605	Emergency Pump Positive Harness	1	
13	00009606	Fuse Box Power Harness 1	1	
14	00009589	Chassis Harness	1	
15	00009736	Ground Control Plane Harness	1	
16	00009597	Lower Boom Harness	1	BA16CRT
	00009738	Lower Boom Harness	1	BA18CRT
	00009733	Lower Boom Harness	1	BA20CRT
	00010267	Lower Boom Harness	1	BA22CRT
17	00008113	PVG-1939 CANBUS Resistance	1	
	00008114	PVG-1939 Harness	4	
	00008115	PVG-1939 Power Harness	1	
18	00009610	Main Boom Harness	1	BA16CRT
	00009739	Main Boom Harness	1	BA18CRT
	00009734	Main Boom Harness	1	BA20CRT
	00010268	Main Boom Harness	1	BA22CRT
19	00010265	Jib Harness	1	
20	00010707	Platform Harness	1	
21	00010706	Platform Control Box Harness	1	

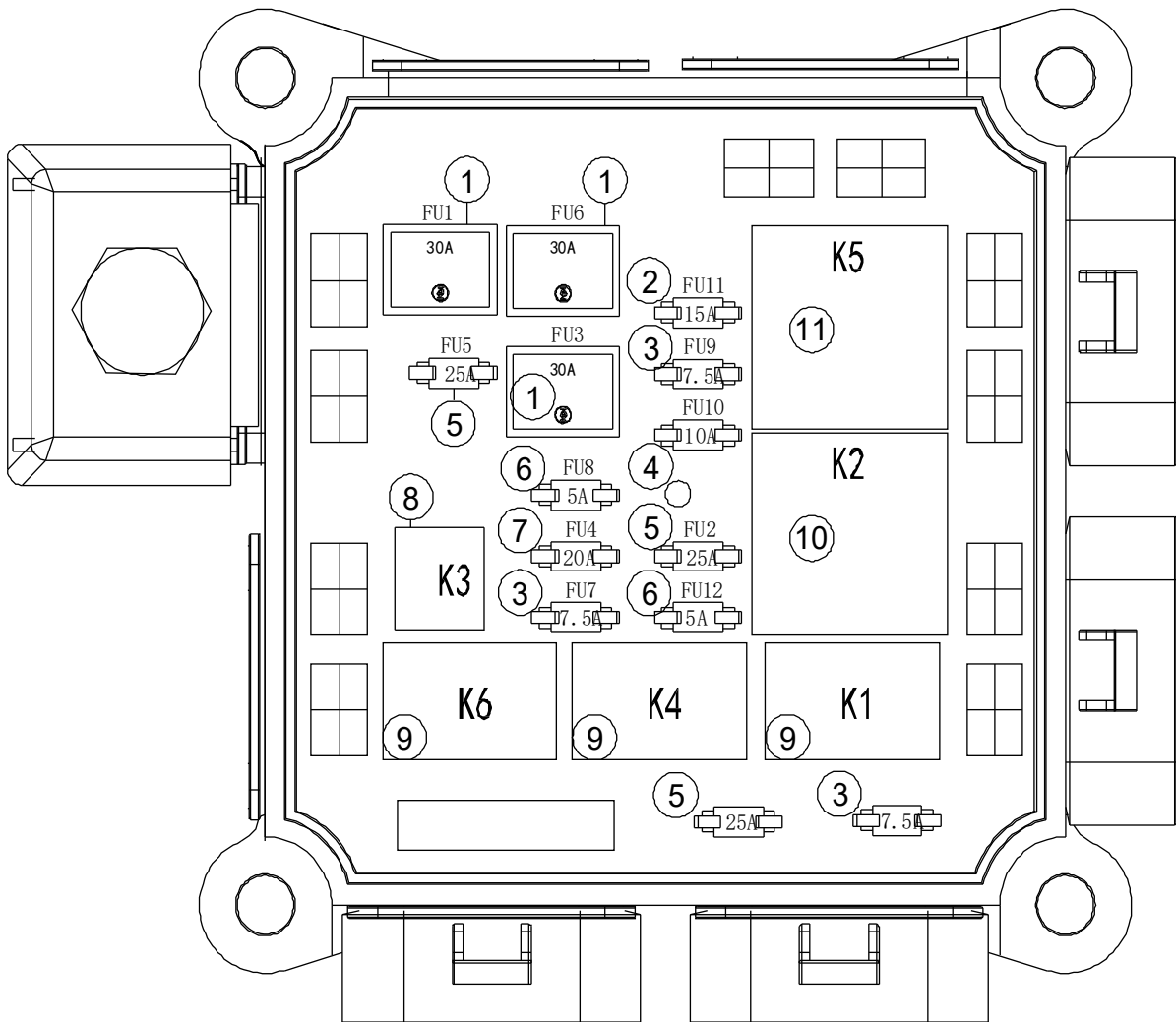
7-2 Electrical Installations



7-2 Electrical Installations

Item	Part Number	Description	Qty.	Remark
1	92101205	Bracket	1	
2	00000774	Screw GB/T 70 M6 × 20	4	
3	00000620	Flat Washer GB/T 97.1 6	14	
4	00008699	Controller	1	
--	85000136	Controller	1	
5	00002484	Screw GB/T 70 M5 × 25	4	
6	00000606	Spring Washer GB/T 93 5	4	2WS Olhy
	00000606	Spring Washer GB/T 93 5	6	4WS Olhy
7	00000605	Flat Washer GB/T 97.1 5	4	2WS Olhy
	00000605	Flat Washer GB/T 97.1 5	6	4WS Olhy
8	00001063	Bolt GB/T 5783 M8 × 16	2	
9	00000609	Spring Washer GB/T 93 8	2	
10	00002000	Flat Washer GB/T 96.1 8	2	
11	92100027	Bracket	1	
12	00006155	Power Distribution Module (Refer to 7-3)	1	
13	00000876	Screw GB/T 70 M6 × 16	4	
14	00000621	Spring Washer GB/T 93 6	6	
15	00000818	Bolt GB/T 5783 M6 × 16	2	
16	00002583	Flat Washer GB/T 96.1 6	2	
17	00001033	Nut GB/T 6182 M6	3	
18	92049041	Support	1	
19	00002917	Tilt Sensor	1	
20	00001042	Screw GB/T 70 M6 × 30	3	
21	50008936	Plate	1	4WS Olhy
22	00002206	Relay	2	
23	00001030	Screw GB/T 70 M5 × 10	2	

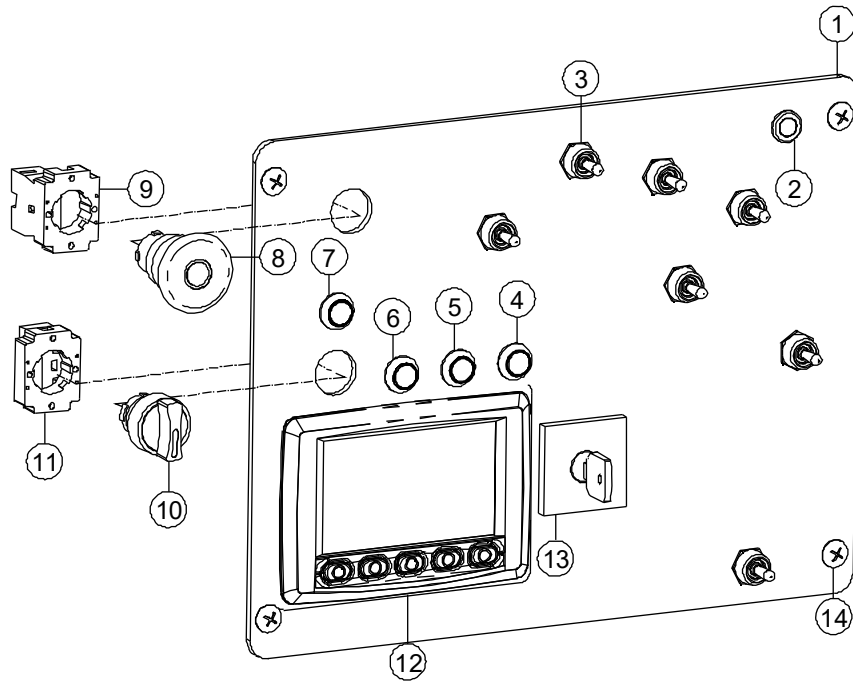
7-3 Power Distribution Module



7-3 Power Distribution Module

Item	Part Number	Description	Qty.	Remark
1	00010918	Fuse 30A	3	
2	00010916	Fuse 15A	1	
3	00010914	Fuse 7.5A	3	
4	00010915	Fuse 10A	1	
5	00010930	Fuse 25A	2	
6	00010913	Fuse 5A	2	
7	00010917	Fuse 20A	1	
8	00010921	Relay	1	
9	00010919	Relay	3	
10	00010920	Relay	1	
11	00010922	Relay	1	

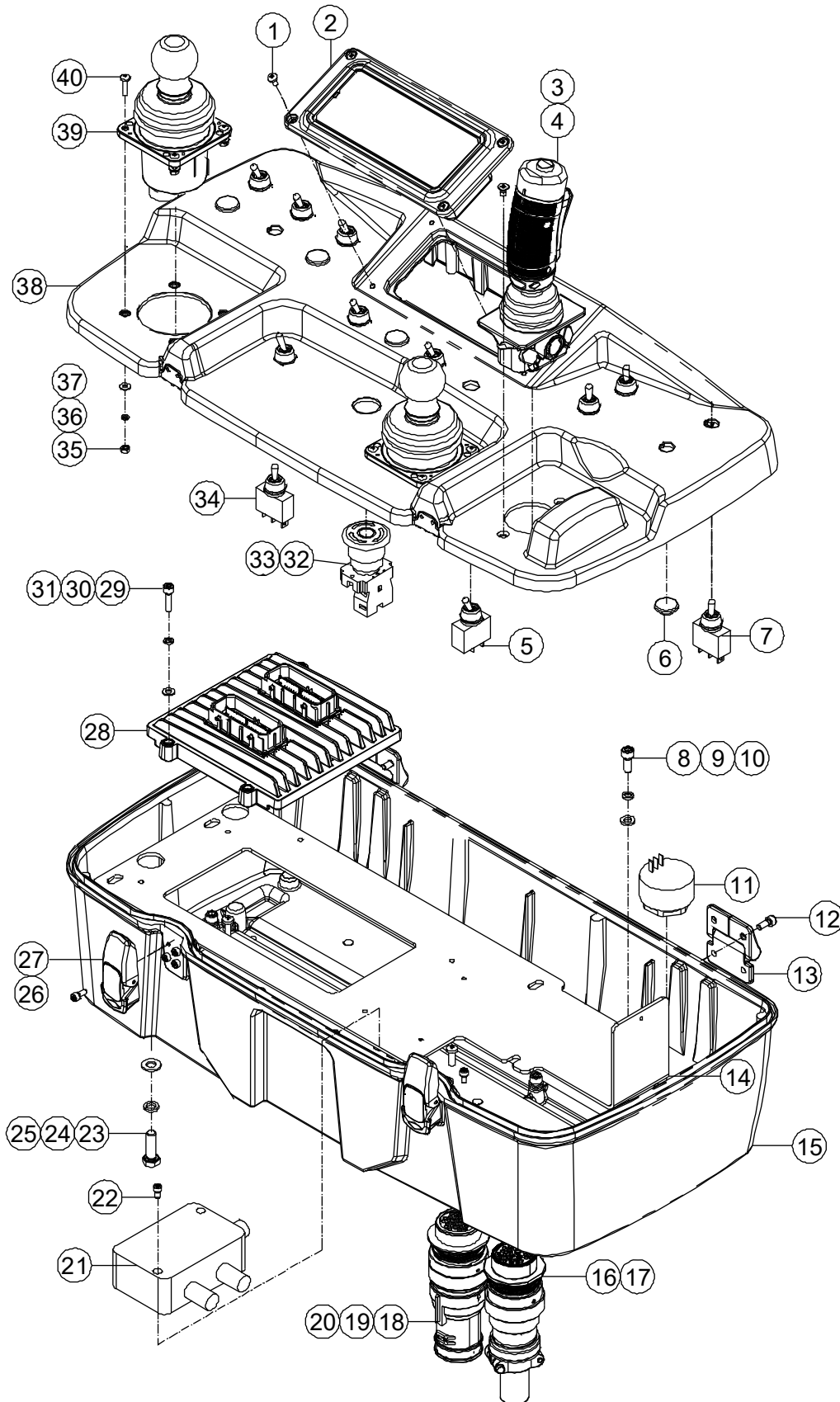
7-4 Ground Control Panel Assembly



7-4 Ground Control Panel Assembly

Item	Part Number	Description	Qty.	Remark
1	50007414	Panel	1	
2	00003162	Indicator, Red	1	
3	00006135	Switch, Toggle	7	
4	00006139	Push Button, yellow	1	
5	00006138	Push Button, Green	1	
6	00006154	Push Button, Red	1	
7	00006137	Push Button, Red	1	
8	00000754	Red Mushroom Head	1	
9	00000752	Base With 1 NC Contact	1	
10	00002566	Select Switch Head	1	
11	00002346	Base With 1 NO Contact	1	
12	85000137	Display	1	
13	00006133	Key Switch	1	
14	00001018	Screw GB/T 973 M6 × 14	4	

7-5 Platform Control Box Assembly



7-5 Platform Control Box Assembly

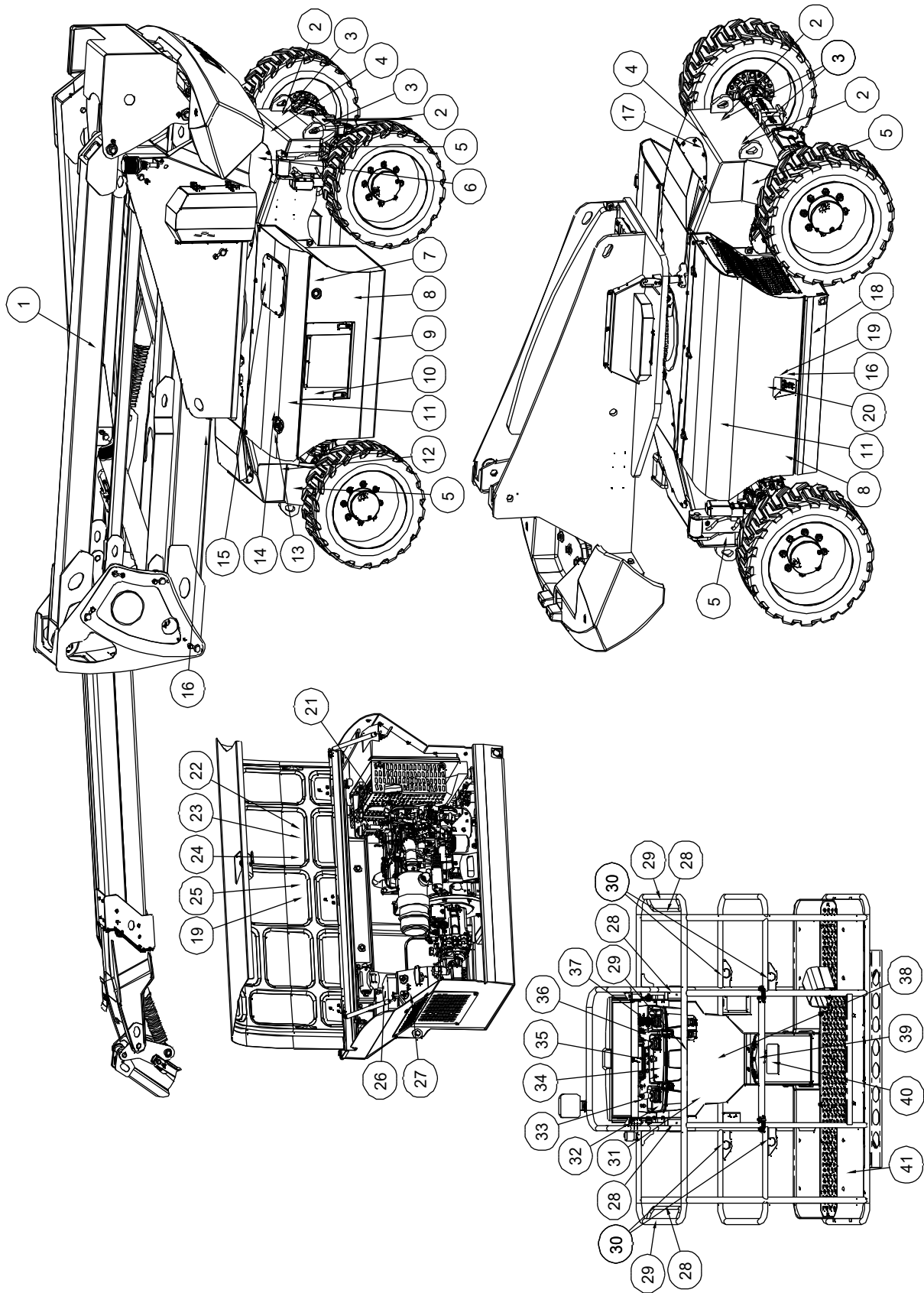
Item	Part Number	Description	Qty.	Remark
1	00002333	Screw GB/T 818 M4 × 8 - H	4	
2	00005395	LED Panel	1	
3	00005459	Screw GB/T 819 M5 × 8 - H	2	
4	00005393	Joystick (Steer & Drive)	1	
5	00006134	Switch, Toggle	6	
6	00000667	Plug, Toggle Switch	4	2WS Only
	00000667	Plug, Toggle Switch	3	4WS Only
7	00005401	Switch, Toggle	1	2WS Only
	00005401	Switch, Toggle	2	4WS Only
8	00000876	Screw GB/T 70 M6 × 16	5	
9	00000621	Spring Washer GB/T 93 6	5	
10	00000620	Flat Washer GB/T 97.1 6	5	
11	00002326	Alarm	1	
12	00001252	Screw GB/T 70 M5 × 12	8	
13	00005391	Hinge	2	
14	92000094	Bracket	1	
15	92000092	Platform Control Box	1	
16	00005396	Housing for Male Terminals	1	
17	00005398	Housing for Female Terminals	1	
18	00004693	Back shell	1	
19	00005399	Housing for Female Terminals	1	
20	00005397	Housing for Male Terminals	1	
21	00003164	Load Sensor Amplifier	1	
22	00001987	Screw GB/T 70 M4 × 8	2	
23	00000993	Bolt GB/T 5783 M8 × 25	4	
24	00000609	Spring Washer GB/T 93 6	4	
25	00000608	Flat Washer GB/T 97.1 6	4	
26	00002002	Screw GB/T 70 M4 × 10	8	
27	00005392	Latch	2	

7-5 Platform Control Box Assembly (Continued)

Item	Part Number	Description	Qty.	Remark
28	85000144	Controller	1	
29	00000605	Flat Washer GB/T 97.1 5	4	
30	00000606	Spring Washer GB/T 93 5	4	
31	00000817	Screw GB/T 70 M5 × 20	4	
32	00000752	Base With 1 NC Contact	1	
33	00000754	Red Mushroom Head	1	
34	00006135	Switch, Toggle	4	
35	00002712	Nut GB/T 6170 M4	8	
36	00000779	Spring Washer GB/T 93 4	8	
37	00000778	Flat Washer GB/T 97.1 4	8	
38	92000093	Cover, Platform Control Box	1	
39	00005394	Joystick	2	
40	00001232	Screw GB/T 818 M4 × 16 - H	8	

Section 8 Decals

8-1 Decals Installations



8-1 Decals Installations

Item	Part Number	Description	Qty.	Remark
1	09630016	Decal, Label-BA22CRT	1	BA22CRT
	09630084	Decal, Label-BA20CRT	1	BA20CRT
	09630085	Decal, Label-BA18CRT	1	BA18CRT
	09630086	Decal, Label-BA16CRT	1	BA16CRT
2	09310366	Decal, Instructions-Tie down point	4	
3	09320014	Decal, Instructions-Lift point	4	
4	09410117	Decal, Symbols-Crushing hazard	2	
5	09310207	Decal, Instructions-Maximum wheel load 4520kg	4	BA22CRT
	09310140	Decal, Instructions-Maximum wheel load 4030kg	4	BA20CRT
	09310199	Decal, Instructions-Maximum wheel load 3830kg	4	BA16CRT
6	09310251	Decal, Instructions-Black arrow forward	1	
7	09310367	Decal, Notice-Check the hydraulic oil level	1	
8	09610102	Decal, Label-BA22CRT	1	BA22CRT
	09610076	Decal, Label-BA20CRT	1	BA20CRT
	09610077	Decal, Label-BA18CRT	1	BA18CRT
	09610078	Decal, Label-BA16CRT	1	BA16CRT
9	09910110	Decal, Label-Cosmetic	1	
10	09410151	Decal, Warning-Emergency system overriding	1	
11	09910126	Decal, Label-22m	2	BA22CRT
	09910107	Decal, Label-20m	2	BA20CRT
	09910108	Decal, Label-18m	2	BA18CRT
	09910109	Decal, Label-16m	2	BA16CRT
12	09310476	Decal, Instructions-Noise 80dB	1	
13	09310253	Decal, Instructions-Diesel	1	
14	09410156	Decal, Caution-Ultra low sulfur diesel fuel only	1	
15	09310252	Decal, Instructions-Hydraulic	1	














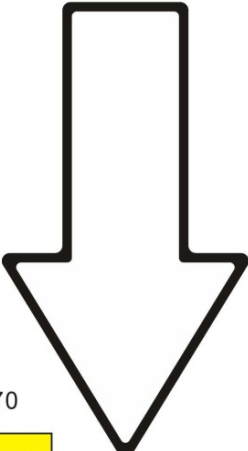














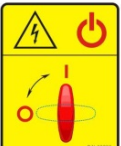
8-1 Decals Installations (Continued)

Item	Part Number	Description	Qty.	Remark
16	09410118	Decal, Symbols-Hand crushing hazard	3	
17	09310250	Decal, Instructions-White arrow reverse	1	
18	09910111	Decal, Label-Cosmetic	1	
19	09410119	Decal, Symbols-High temperature	2	
20	09310370	Decal, Instructions-Engine	1	
21	09410120	Decal, Symbols-Cutting hazard	1	
22	09310369	Decal, Notice-Filling antifreeze coolant notice	1	
23	09310368	Decal, Instructions-Antifreeze coolant	1	
24	09410123	Decal, Symbols-Pressurized liquids	1	
25	09310254	Decal, Instructions-Air filter	1	
26	09310365	Decal, Symbols-Main power switch operation	1	
27	09410122	Decal, Symbols-Entangled hazard	1	
28	09340070	Decal, Symbols-Non operating hand position	4	
29	09440212	Decal, Warning-Crushing hazard	3	
30	09340041	Decal, Label-Lanyard anchorage point	4	
31	09440332	Decal, Danger-Axle release hazard	1	
32	09140040	Decal, Platform control panel	1	
33	09140037	Decal, Platform control panel	1	
34	09140041	Decal, Platform control panel	1	
35	09140038	Decal, Platform control panel	1	
36	09140039	Decal, Platform control panel	1	
37	09140042	Decal, Platform control panel	1	
38	09440564	Decal, Instructions-Work area	1	BA22CRT
	09440565	Decal, Instructions-Work area	1	BA20CRT
	09440566	Decal, Instructions-Work area	1	BA18CRT
	09440567	Decal, Instructions-Work area	1	BA16CRT
39	09340016	Decal, Instructions-Open/close	1	

8-1 Decals Installations (Continued)

Item	Part Number	Description	Qty.	Remark
40	09340001	Decal, Notice-Keep the manual with the machine	1	
41	09440259	Decal, Label-Capacity 250kg	1	

8-1 Decals Installations (Continued)

① 09630116 BA22CRT	② 09310366 	③ 09320014 	④ 09410117 
① 09630084 BA20CRT	⑤ 09310207 	⑥ 09310251 	⑦ 09310367 
① 09630085 BA18CRT	⑤ 09310140 		⑧ 09610102 BA22CRT
① 09630086 BA16CRT	⑤ 09310199 		⑧ 09610076 BA20CRT
⑨ 09910110 			⑧ 09610077 BA18CRT
⑪ 09910126 DINGLI 22m 		⑮ 09310252 	⑧ 09610078 BA16CRT
⑪ 09910107 DINGLI 20m 		⑯ 09410118 	⑰ 09310250 
⑪ 09910108 DINGLI 18m 			
⑪ 09910109 DINGLI 16m 			
⑩ 09410151 	⑫ 09310476 	⑬ 09310253 	⑭ 09410156 
⑱ 09910111 		⑲ 09410119 	⑳ 09310370 
⑳ 09410120 	㉒ 09310369 	㉓ 09310368 	㉔ 09410123 
㉕ 09310254 			㉖ 09410365 

8-1 Decals Installations (Continued)

27 09410122



28 09340070



29 09440212



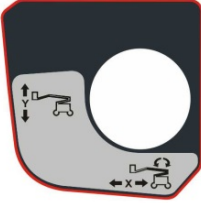
30 09340041



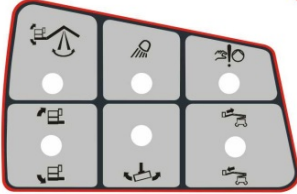
31 09440332



32 09140040



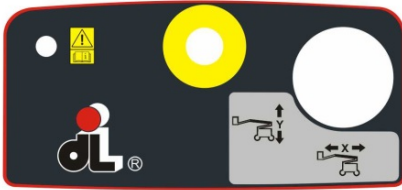
33 09140037



37 09140042



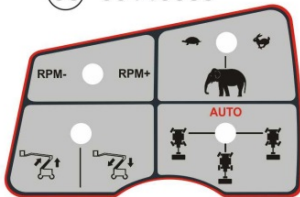
34 09140041



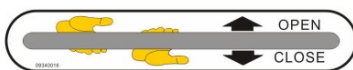
35 09140038



36 09140039



39 09340016



40 09340001



41 09440259

CAPACITY • 250kg

38 09440564

DANGER

ELECTROCUTION HAZARD

- THIS MACHINE IS NOT INSULATED.
- MAINTAIN A CLEARANCE OF AT LEAST 10 FEET (3 METERS) BETWEEN ANY PART OF MACHINE OR LOAD AND ANY ELECTRICAL LINE OR APPARATUS CARRYING UP TO 50,000 VOLTS.
- ONE FOOT ADDITIONAL CLEARANCE IS REQUIRED FOR EVERY ADDITIONAL 30,000 VOLTS OR LESS.
- ALLOWANCES MUST BE MADE FOR OPERATOR ERROR, MACHINE DEFLECTION AND ELECTRICAL LINE SWAYING.
- DEATH OR SERIOUS INJURY WILL OCCUR FROM CONTACT OR BEING TOO CLOSE TO ELECTRICAL LINES.

DAILY CHECK LIST

- CHECK TIRES AND THEIR CONDITION.
- CHECK BODM AND AXLE CUT-OUT SWITCHES.
- CHECK SAFETY PROTECTION ITEMS.
- CHECK ALL OPERATIONS FOR MALFUNCTION.
- CHECK BRAKES.
- ENSURE THAT OPERATION AND SAFETY MANUAL IS WITH THE MACHINE.
- DO NOT OPERATE A MALFUNCTIONING MACHINE.
- CHECK THE ENGINE AND DRIVE SPEED CUT-OUT SWITCHES.
- CHECK THE MAXIMUM OPERATING SLOPE.

200kg MAX +90kg
400N MAX
12.5m/s MAX

BA22CRT BA22CHRT

38 09440565

DANGER

ELECTROCUTION HAZARD

- THIS MACHINE IS NOT INSULATED.
- MAINTAIN A CLEARANCE OF AT LEAST 10 FEET (3 METERS) BETWEEN ANY PART OF MACHINE OR LOAD AND ANY ELECTRICAL LINE OR APPARATUS CARRYING UP TO 50,000 VOLTS.
- ONE FOOT ADDITIONAL CLEARANCE IS REQUIRED FOR EVERY ADDITIONAL 30,000 VOLTS OR LESS.
- ALLOWANCES MUST BE MADE FOR OPERATOR ERROR, MACHINE DEFLECTION AND ELECTRICAL LINE SWAYING.
- DEATH OR SERIOUS INJURY WILL OCCUR FROM CONTACT OR BEING TOO CLOSE TO ELECTRICAL LINES.

DAILY CHECK LIST

- CHECK TIRES AND THEIR CONDITION.
- CHECK BODM AND AXLE CUT-OUT SWITCHES.
- CHECK SAFETY PROTECTION ITEMS.
- CHECK ALL OPERATIONS FOR MALFUNCTION.
- CHECK BRAKES.
- ENSURE THAT OPERATION AND SAFETY MANUAL IS WITH THE MACHINE.
- DO NOT OPERATE A MALFUNCTIONING MACHINE.
- CHECK THE ENGINE AND DRIVE SPEED CUT-OUT SWITCHES.
- CHECK THE MAXIMUM OPERATING SLOPE.

200kg MAX +90kg
400N MAX
12.5m/s MAX

BA20CRT BA20CHRT

38 09440566

DANGER

ELECTROCUTION HAZARD

- THIS MACHINE IS NOT INSULATED.
- MAINTAIN A CLEARANCE OF AT LEAST 10 FEET (3 METERS) BETWEEN ANY PART OF MACHINE OR LOAD AND ANY ELECTRICAL LINE OR APPARATUS CARRYING UP TO 50,000 VOLTS.
- ONE FOOT ADDITIONAL CLEARANCE IS REQUIRED FOR EVERY ADDITIONAL 30,000 VOLTS OR LESS.
- ALLOWANCES MUST BE MADE FOR OPERATOR ERROR, MACHINE DEFLECTION AND ELECTRICAL LINE SWAYING.
- DEATH OR SERIOUS INJURY WILL OCCUR FROM CONTACT OR BEING TOO CLOSE TO ELECTRICAL LINES.

DAILY CHECK LIST

- CHECK TIRES AND THEIR CONDITION.
- CHECK BODM AND AXLE CUT-OUT SWITCHES.
- CHECK SAFETY PROTECTION ITEMS.
- CHECK ALL OPERATIONS FOR MALFUNCTION.
- CHECK BRAKES.
- ENSURE THAT OPERATION AND SAFETY MANUAL IS WITH THE MACHINE.
- DO NOT OPERATE A MALFUNCTIONING MACHINE.
- CHECK THE ENGINE AND DRIVE SPEED CUT-OUT SWITCHES.
- CHECK THE MAXIMUM OPERATING SLOPE.

200kg MAX +90kg
400N MAX
12.5m/s MAX

BA18CRT BA18CHRT

38 09440567

DANGER

ELECTROCUTION HAZARD

- THIS MACHINE IS NOT INSULATED.
- MAINTAIN A CLEARANCE OF AT LEAST 10 FEET (3 METERS) BETWEEN ANY PART OF MACHINE OR LOAD AND ANY ELECTRICAL LINE OR APPARATUS CARRYING UP TO 50,000 VOLTS.
- ONE FOOT ADDITIONAL CLEARANCE IS REQUIRED FOR EVERY ADDITIONAL 30,000 VOLTS OR LESS.
- ALLOWANCES MUST BE MADE FOR OPERATOR ERROR, MACHINE DEFLECTION AND ELECTRICAL LINE SWAYING.
- DEATH OR SERIOUS INJURY WILL OCCUR FROM CONTACT OR BEING TOO CLOSE TO ELECTRICAL LINES.

DAILY CHECK LIST

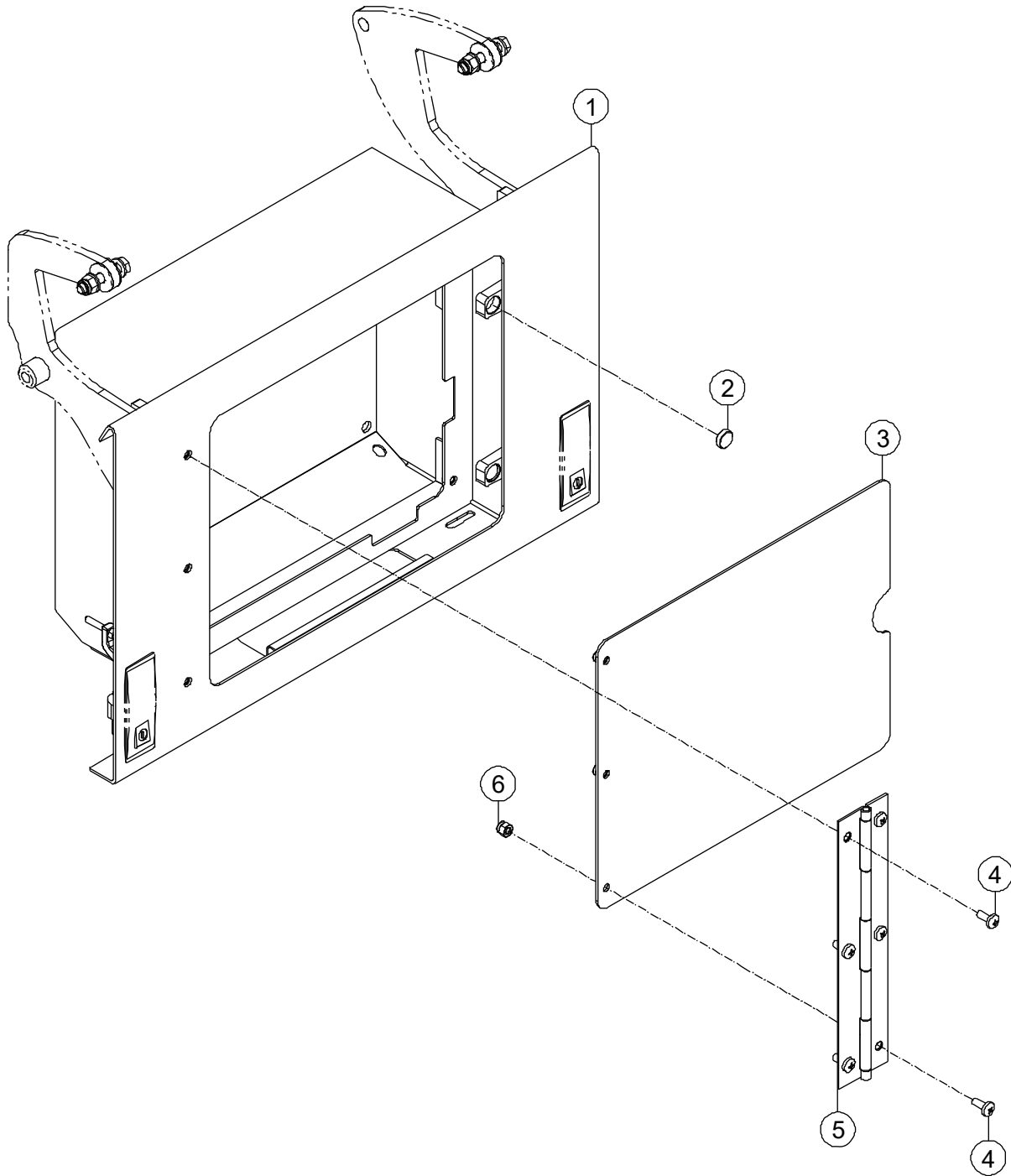
- CHECK TIRES AND THEIR CONDITION.
- CHECK BODM AND AXLE CUT-OUT SWITCHES.
- CHECK SAFETY PROTECTION ITEMS.
- CHECK ALL OPERATIONS FOR MALFUNCTION.
- CHECK BRAKES.
- ENSURE THAT OPERATION AND SAFETY MANUAL IS WITH THE MACHINE.
- DO NOT OPERATE A MALFUNCTIONING MACHINE.
- CHECK THE ENGINE AND DRIVE SPEED CUT-OUT SWITCHES.
- CHECK THE MAXIMUM OPERATING SLOPE.

200kg MAX +90kg
400N MAX
12.5m/s MAX

BA16CRT BA16CHRT

Section 9 Special Options

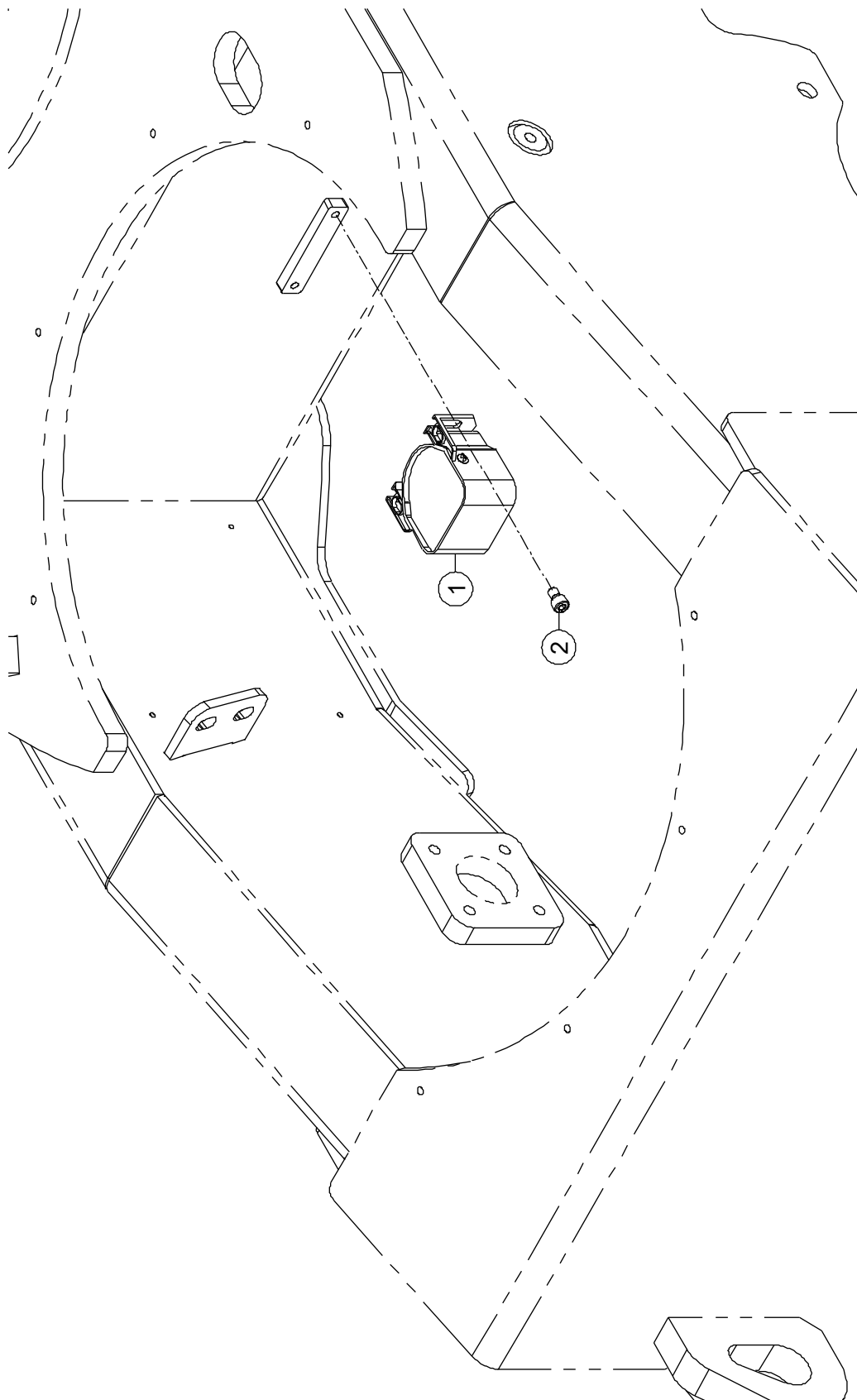
9-1 Ground Control Box Housing Installations



9-1 Ground Control Box Housing Installations

Item	Part Number	Description	Qty.	Remark
1	92100784	Ground Control Box	1	
2	10002550	Magnet	2	
3	92100788	Control door plate	1	
4	00001231	Screw GB/T 818 M6 × 14 - H	6	
5	92100786	Hinge	1	
6	00001033	Nut GB/T 6182 M6	3	

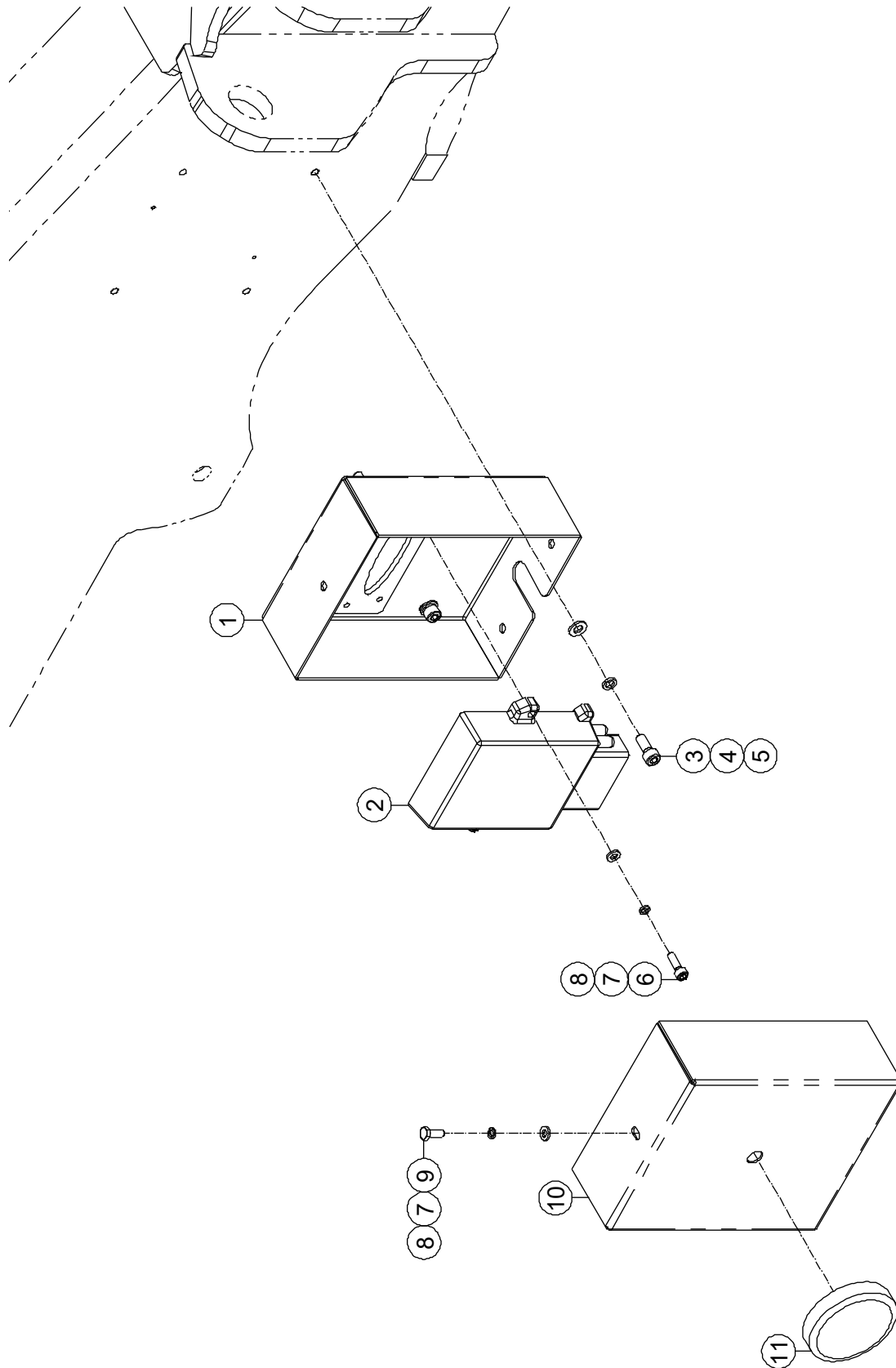
9-2 Alarm Installations



9-2 Alarm Installations

Item	Part Number	Description	Qty.	Remark
1	00004438	Alarm	1	
2	00005161	Screw GB/T 70 M8 × 12	1	

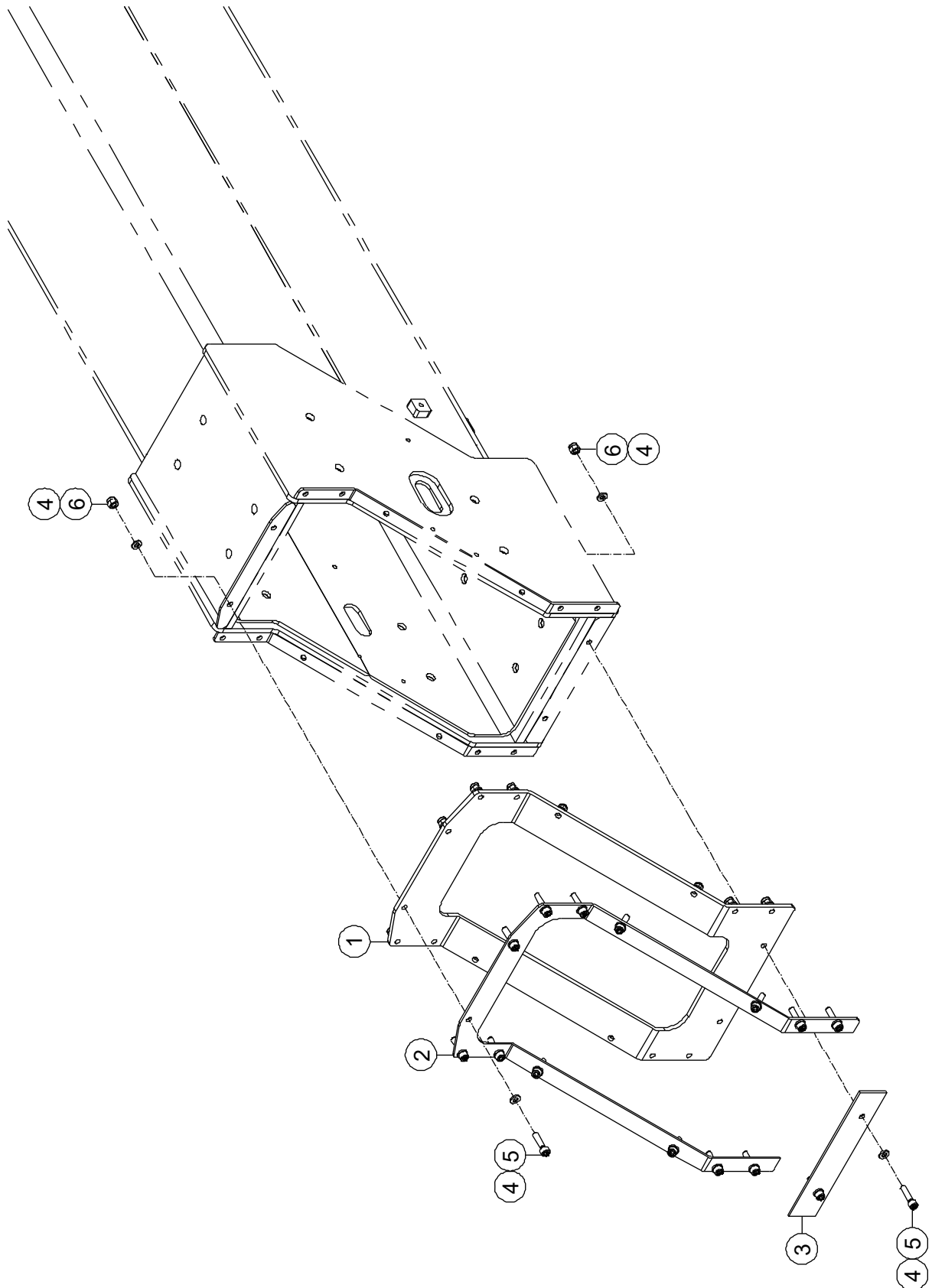
9-3 GPS Module Installations



9-3 GPS Module Installations

Item	Part Number	Description	Qty.	Remark
1	92100897	Bracket	1	
2	00007339	IOT Module	1	
3	00001061	Screw GB/T 70 M8 × 20	4	
4	00000609	Spring Washer GB/T 93 8	4	
5	00000608	Flat Washer GB/T 97.1 8	4	
6	00000774	Screw GB/T 70 M6 × 20	2	
7	00000621	Spring Washer GB/T 93 6	5	
8	00000620	Flat Washer GB/T 97.1 6	5	
9	00000818	Bolt GB/T 5783 M6 × 16	3	
10	92100896	Cover	1	
11	00007340	GPS Antenna	1	

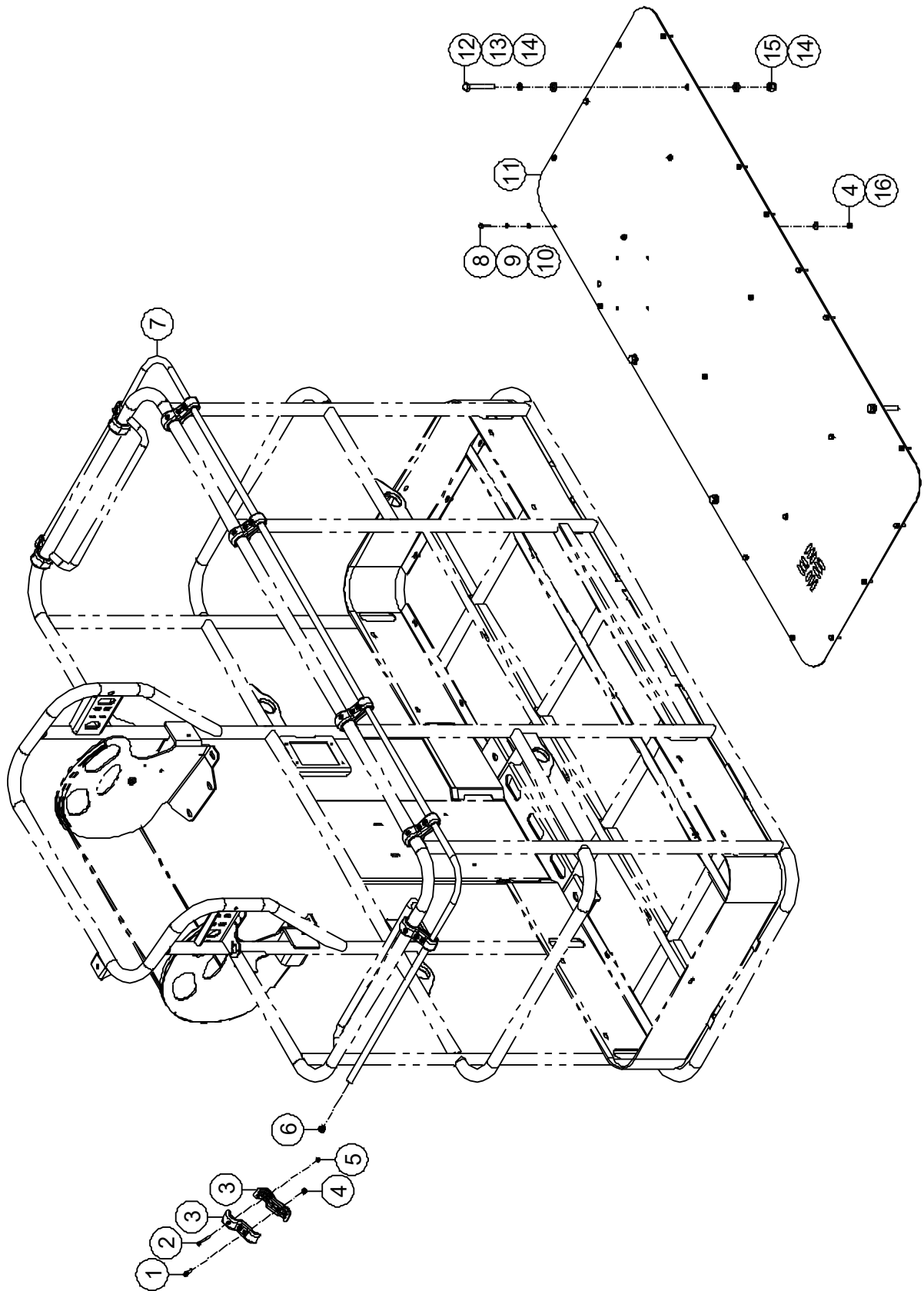
9-4 Boom Shield Installations



9-4 Boom Shield Installations

Item	Part Number	Description	Qty.	Remark
1	50008950	Guard (Rubber)	1	
2	50008951	Plate	1	
3	50008952	Plate	1	
4	00000620	Flat Washer GB/T 97.1 6	32	
5	00001034	Screw GB/T 70 M6 × 25	16	
6	00001033	Nut GB/T 6182 M6	16	

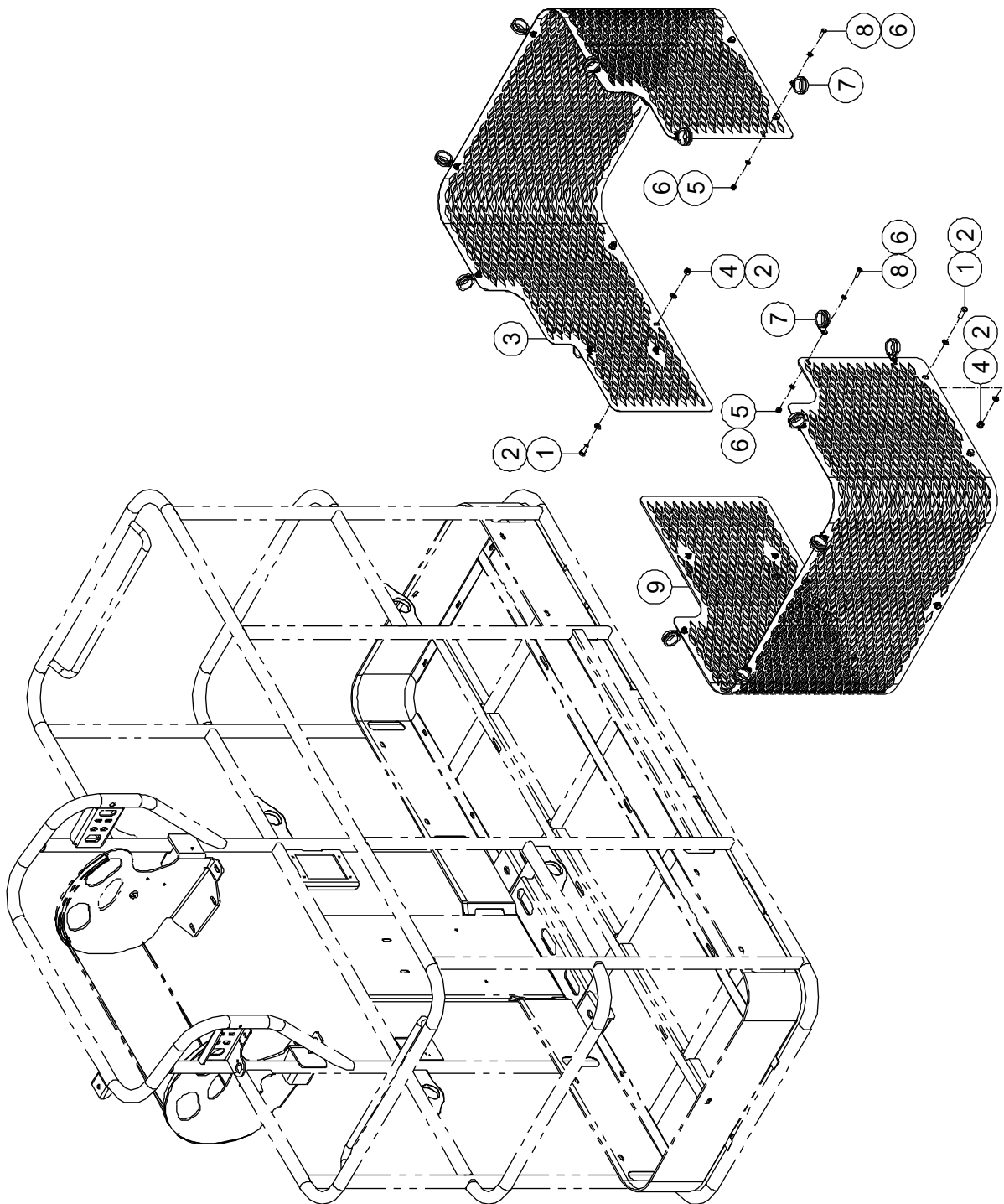
9-5 Platform Accessories 1



9-5 Platform Accessories 1

Item	Part Number	Description	Qty.	Remark
1	00001034	Screw GB/T 70 M6 × 25	16	
2	00002505	Screw GB/T 70 M5 × 50	8	
3	10007023	Pinch Guard Support	16	
4	00001033	Nut GB/T 6182 M6	38	
5	00000613	Nut GB/T 6182 M5	8	
6	92100821	Plug	2	
7	50005790	Pinch Guard	1	
8	00000619	Bolt GB/T 5783 M6 × 25	22	
9	00000621	Spring Washer GB/T 93 6	22	
10	00000620	Flat Washer GB/T 97.1 6	22	
11	50005788	Deck Plate	1	
12	00002527	Bolt GB/T 5782 M12 × 80	4	
13	00000815	Spring Washer GB/T 93 12	4	
14	00000814	Flat Washer GB/T 97.1 12	8	
15	00001249	Nut GB/T 6182 M12	4	
16	00002583	Flat Washer GB/T 96.1 6	22	

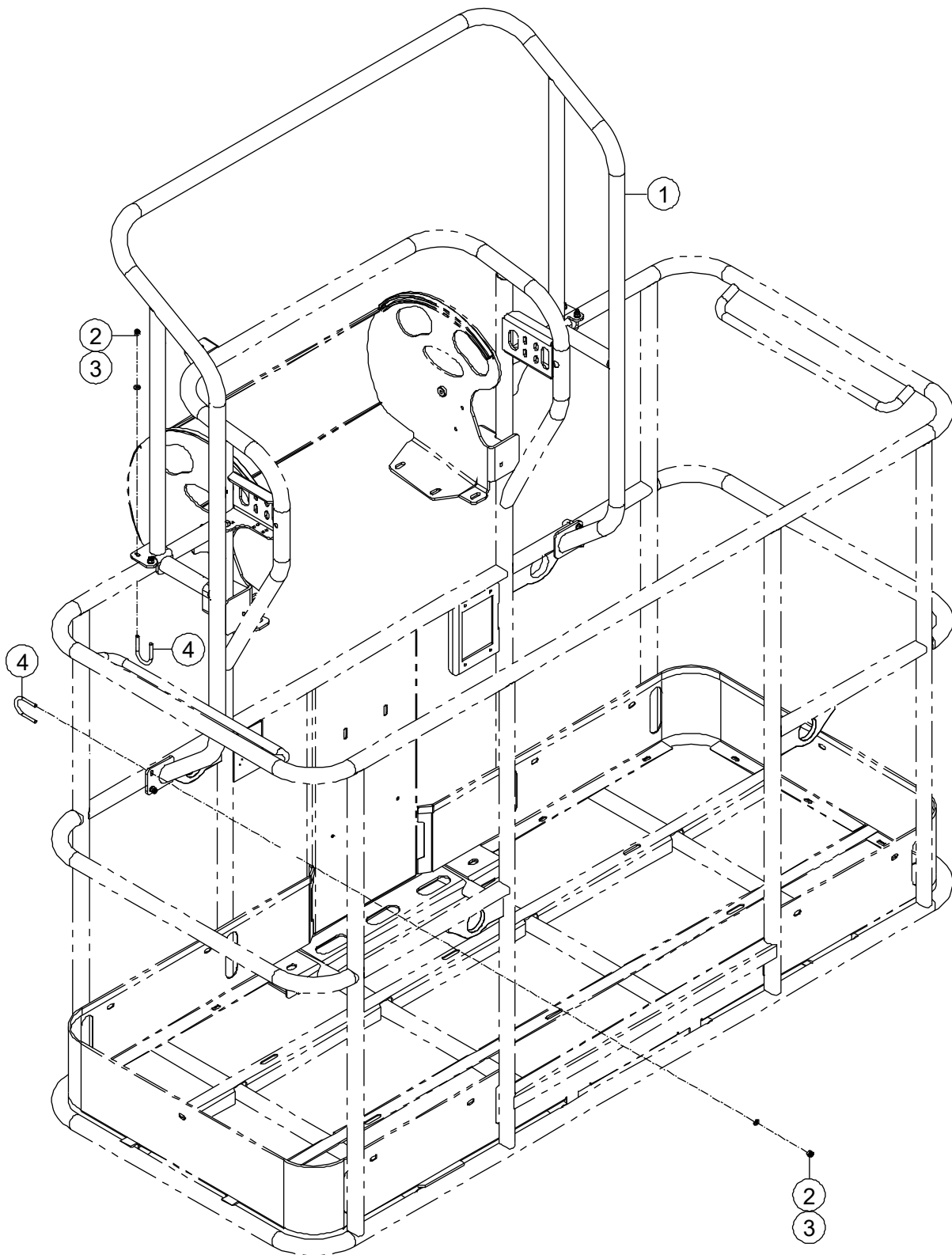
9-6 Platform Accessories 2



9-6 Platform Accessories 2

Item	Part Number	Description	Qty.	Remark
1	00000993	Bolt GB/T 5783 M8 × 25	10	
2	00000608	Flat Washer GB/T 97.1 8	20	
3	50005792	Panel, Half Mesh	1	
4	00001163	Nut GB/T 6182 M8	10	
5	00001033	Nut GB/T 6182 M6	16	
6	00000620	Flat Washer GB/T 97.1 6	32	
7	92100782	Clamp	16	
8	00000743	Bolt GB/T 5783 M6 × 20	16	
9	50005791	Panel, Half Mesh	1	

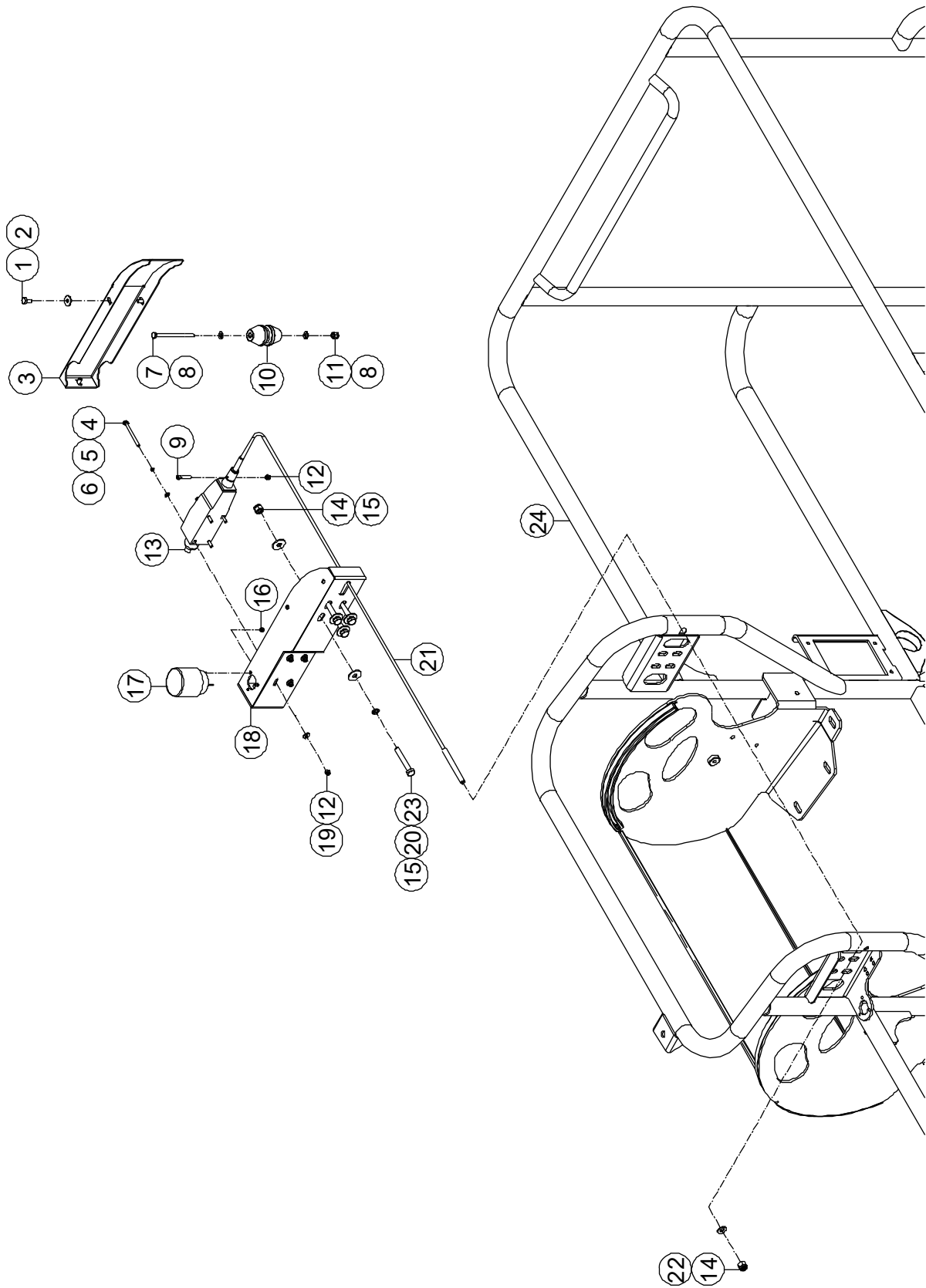
9-7 Platform Accessories 3



9-7 Platform Accessories 3

Item	Part Number	Description	Qty.	Remark
1	92101036	Pinch Guard	1	
2	00001033	Nut GB/T 6182 M6	8	
3	00000620	Flat Washer GB/T 97.1 6	8	
4	92101043	Clamp	4	

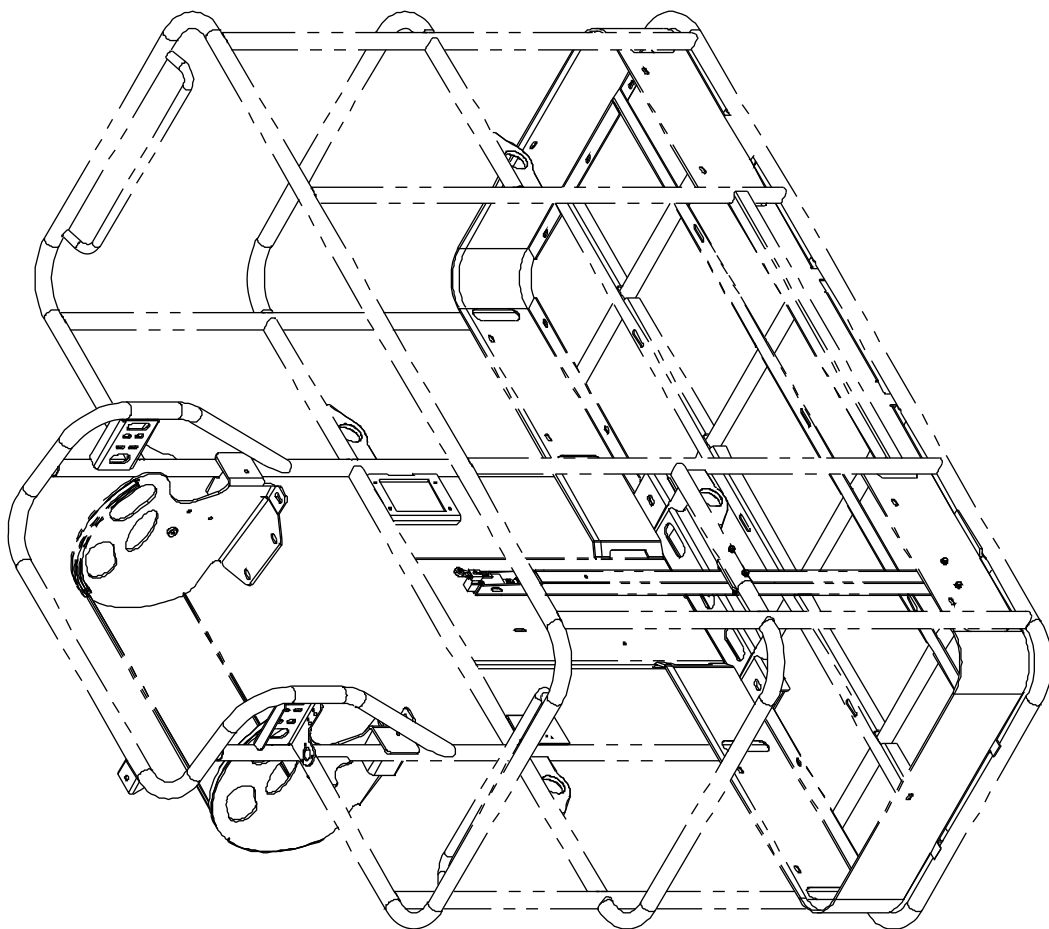
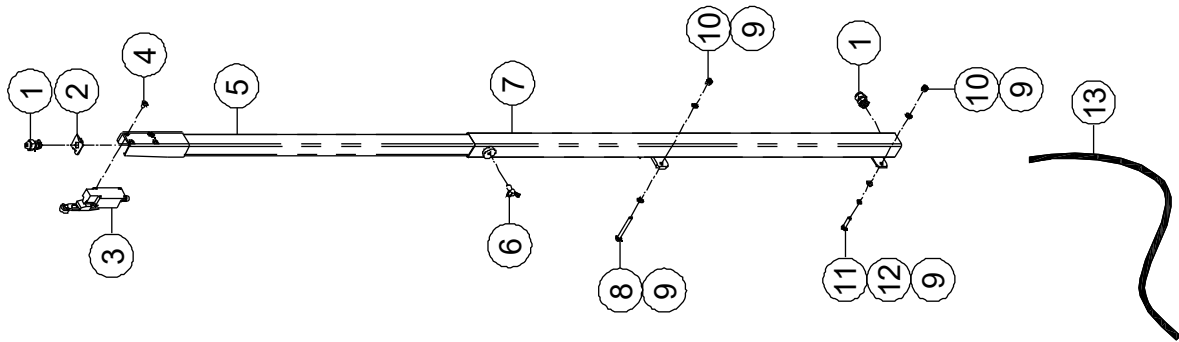
9-8 Lift Guard Contact Alarm



9-8 Lift Guard Contact Alarm

Item	Part Number	Description	Qty.	Remark
1	00000745	Bolt GB/T 5783 M6 × 12	3	
2	00002583	Flat Washer GB/T 96.1 6	3	
3	92100775	Housing	1	
4	00005191	Bolt GB/T 5783 M4 × 55	4	
5	00000779	Spring Washer GB/T 93 4	4	
6	00000778	Flat Washer GB/T 97.1 4	4	
7	00007023	Bolt GB/T 5782 M6 × 80	1	
8	00000620	Flat Washer GB/T 97.1 6	2	
9	00002228	Screw GB/T 70 M4 × 25	1	
10	92100774	Roller	1	
11	00001033	Nut GB/T 6182 M6	1	
12	00001236	Nut GB/T 889.1 M4	5	
13	00005189	Pull-Wire Switch	1	
14	00001163	Nut GB/T 6182 M8	5	
15	00002000	Flat Washer GB/T 96.1 8	8	
16	00003700	Nut GB/T 889.1 M3	3	
17	00005190	Beacon	1	
18	92100770	Bracket	1	
19	00003610	Flat Washer GB/T 96.1 4	4	
20	00000609	Spring Washer GB/T 93 8	4	
21	92100773	Wire Rope Fastener	1	
22	00000608	Flat Washer GB/T 97.1 8	1	
23	00002507	Bolt GB/T 5783 M8 × 55	4	
24	50005787	Platform	1	

9-9 Anti-collision Device Installations



9-9 Anti-collision Device Installations

Item	Part Number	Description	Qty.	Remark
1	00001825	M12 Clamp	4	
2	10001599	Bracket, Limit Switch	2	
3	00002354	Limit Switch	2	
4	00000999	Screw GB/T 973 M5×10	8	
5	10001645	Pole	2	
6	00002586	Screw M8×16	2	
7	10001644	Pole	2	
8	00001066	Bolt GB/T 5782 M6 × 55	4	
9	00000620	Flat Washer GB/T 97.1 6	16	
10	00001033	Nut GB/T 6182 M6	8	
11	00000619	Bolt GB/T 5783 M6 × 25	4	
12	00000621	Spring Washer GB/T 93 6	8	
13	00006839	3.4m Harness	2	

Zhejiang Dingli Machinery Co., Ltd.

No.188 Qihang Road. Deqing Zhejiang P.R.
China 313219

Tel: +86-572-8681688

Fax: +86-572-8681690

Web: www.cndingli.com

E-mail: market@cndingli.com

DINGLI